

# HILLTOP<sup>®</sup>

DESIGNER RADIATORS



THE HEAT IS ON

MARCH 2026



DESIGNER  
RADIATORS

Hilltop Designer Radiators is an established, market-leading distributor of designer radiators.



Consol - From Page 64

With over 25 years of experience in quality and customer satisfaction.

Hilltop Designer Radiators is part of the Sanbra Group of Companies.



Ovale - From Page 72



Rond - From Page 56



# HILLTOP

DESIGNER RADIATORS

Hilltop Designer Radiators is an established and highly respected market leader in the distribution of high-quality lifestyle and designer radiators, towel rails and other heating accessories. Based in Tyrone, Ireland, Hilltop offers an extensive range of products and styles suitable for any living space and is committed to providing best-in-class end-to-end customer service.

With over 25 years of industry experience, Hilltop has established itself as a trusted and reliable partner.

Experience the perfect blend of sophisticated design and excellent functionality; our team carefully sources each radiator to provide not only the latest innovations in design, but also the most effective, efficient, and affordable options available on the market.

Customer service is at the forefront of everything we do, and we are committed to providing friendly and personalised pre-sale and after-sale support to ensure a seamless customer experience.

As part of the Sanbra Group, we offer our customer base across all corners of the country the best products in the industry, whilst also continuing to specialise in a niche market.

## GENERAL FEATURES


5-year warranty on Aluminium Radiators (Raïden and Kamari)  
2-year warranty on Electric Elements.



Hilltop Designer Radiators offers an extensive 33 RAL powder-coated colour options on select radiators.

RAL colour finishes are non-refundable and are available in 7-10 working days following point of order (subject to availability).



Rond - From Page 56



Kolom Raw Metal - From Page 34



Consol - From Page 64

# WHY CHOOSE US?

Whether it is a new build or renovation, Hilltop Designer Radiators offers a sophisticated mix of innovative designs in many sizes and finishes which are suitable to preserve traditional charm or integrate contemporary comfort in any home. Make a statement with sleek and modern designs or add a touch of elegance with timeless classics.

Our experienced and highly trained team are amongst the best in Ireland when it comes to industry knowledge. Whether you prefer vertical or horizontal styles, columns or panels, our team remains passionate about helping you choose the perfect designer radiator to transform your home into a comfort haven that radiates warmth.

# CONTENTS

## MILD STEEL COLLECTION

FOUNDRY COLLECTION	11
KOLOM – RAW METAL	34
KOLOM – BLACK	38
KOLOM	42
TRADITIONAL – KNIGHTSBRIDGE	52
TRADITIONAL – FLORENCE	52
TRADITIONAL – ELGANTE	53
TRADITIONAL – DELGADA	53
TRADITIONAL – SUNBURY	54
TRADITIONAL – HOLBURN	54
TRADITIONAL – CRONDEALL	55
ROND	56
KALORA	60
CONSOL	64
OVALE	72
DELOS	80
BELIEZA	82
CALIDA	86
CLEO	88

## ALUMINIUM COLLECTION

RAIDEN	92
KAMARI	94

## HEATED TOWEL RAIL COLLECTION

HILLTOP DESIGNER HD25	104
HILLTOP DESIGNER HD22	108
ELEMENTS	118
VALVES	120
DELTA T CONVERSION	131
TERMS + CONDITIONS	132



Consol - From Page 64



# FOUNDRY COLLECTION



Reignite  
Your  
Home

# FOUNDRY COLLECTION



Polished Carbon

Heighten  
Your  
Comfort



Oiled Bronze

Introducing the  
**FOUNDRY COLLECTION** by  
HILLTOP DESIGNER RADIATORS.

The **FOUNDRY COLLECTION** is the latest addition to Hilltop Designer Radiator's already expansive portfolio.

We are introducing 9 new colours with a sophisticated mix of finishes to our iconic KOLOM radiator.



Oxidised Gold

# FOUNDRY COLLECTION




Transform  
Your  
Space

Whilst the KOLOM's classic design naturally lends itself to more traditional interiors, its timeless allure allows this radiator to sit comfortably in more contemporary living spaces, creating a cosy and comfortable room.

Heritage-inspired with the durability and heat output required for the homes of today.

A perfect blend of vintage charm and modern minimalism, making it a truly architectural choice.

-  COLOUR OPTIONS
-  DESIGNERS CHOICE
-  MILD STEEL DESIGN
-  10-YEAR WARRANTY



Hammered Silver

FOUNDRY  
COLLECTION



*Hammered Silver*

Warmth  
Meets  
Elegance



*Oxidised Iron*

# Discover True Warmth



The collection was shot in Lisrace Forge at the Ulster Folk Museum, with the exquisite interior of the forge being the perfect backdrop.

Glimpses of the forge's long-serving blacksmith in action can be seen throughout the photographs, from the amber hues of the blazing hearth to the sparkling embers produced from using his tools, showing our appreciation for the blacksmith's expert craftsmanship.




# FOUND

# FOUNDRY COLLECTION



The radiators are hand-finished locally on the northeast coast of Ireland by a dedicated team using their skilful touch at every stage. The names of each colour have been carefully selected to reflect historic and intricate Foundry techniques.

Melted Bronze, Polished Carbon, Melted Steel, Oiled Bronze, Hammered Silver, Oxidised Iron, Oxidised Silver, Oxidised Gold and Burnished Brass.



Warmth, in Every Shade



## Customise Your Comfort with 9 Unique Finishes



**Foundry Polished Carbon**

Suggested Rad Valve | Black Nickel



**Foundry Oiled Bronze**

Suggested Rad Valve | Antique Brass



**Foundry Burnished Brass**

Suggested Rad Valve | Brushed Brass



**Foundry Melted Bronze**

Suggested Rad Valve | Antique Copper



**Foundry Melted Steel**

Suggested Rad Valve | Pewter



**Foundry Hammered Silver**

Suggested Rad Valve | Satin Nickel



**Foundry Oxidised Iron**

Suggested Rad Valve | Antique Copper



**Foundry Oxidised Gold**

Suggested Rad Valve | Antique Brass



**Foundry Oxidised Silver**

Suggested Rad Valve | Black Nickel



Dependable  
Control,  
Optimal  
Warmth



# CUSTOMISE YOUR ORDER

## Step 1.

Choose your desired style, column and size of radiator from the Foundry Collection range, pages 24-29.

Example: HK152003FDY

## Step 2.

Choose your unique Foundry Collection finish from Page 21. Each finish has a individual finish code.

Example: EC6030

## Step 3.

Finally choose your matching valve finish and size from pages 128 & 129.

Example: CHAGRBN

Your order will now consist of a Foundry Collection product code, finish code & valve code.

Example:  
HK152003FDY  
EC6030  
CHAGRBN

Please provide this information to our team to avoid any delays in your order.



High-quality  
Radiator Valves to  
Improve Heating  
Control & Efficiency



# FOUNDRY COLLECTION

## MILD STEEL 3 COLUMN - VERTICAL

### FOUNDRY - 3 Column H-1500 x W-200mm

Pipe Centres 290mm  
BTU Δ50° 1886  
BTU Δ70° 2904

HK152003FDYRAL €429.00

### FOUNDRY - 3 Column H-1500 x W-290mm

Pipe Centres 380mm  
BTU Δ50° 2827  
BTU Δ70° 4353

HK152903FDYRAL €585.00

### FOUNDRY - 3 Column H-1500 x W-380mm

Pipe Centres 470mm  
BTU Δ50° 3768  
BTU Δ70° 5803

HK153803FDYRAL €759.00

### FOUNDRY - 3 Column H-1800 x W-200mm

Pipe Centres 290mm  
BTU Δ50° 2261  
BTU Δ70° 3482

HK182003FDYRAL €396.00

### FOUNDRY - 3 Column H-1800 x W-290mm

Pipe Centres 380mm  
BTU Δ50° 3390  
BTU Δ70° 5220

HK182903FDYRAL €568.00

### FOUNDRY - 3 Column H-1800 x W-380mm

Pipe Centres 470mm  
BTU Δ50° 4522  
BTU Δ70° 6963

HK183803FDYRAL €726.00

### FOUNDRY - 3 Column H-1800 x W-470mm

Pipe Centres 560mm  
BTU Δ50° 5650  
BTU Δ70° 8702

HK184703FDYRAL €957.00

### FOUNDRY - 3 Column H-1800 x W-515mm

Pipe Centres 605mm  
BTU Δ50° 6216  
BTU Δ70° 9573

HK185153FDYRAL €1050.00

### FOUNDRY - 3 Column H-1800 x W-560mm

Pipe Centres 650mm  
BTU Δ50° 6779  
BTU Δ70° 10440

HK185603FDYRAL €1142.00

### CUSTOMISE YOUR ORDER

Choose your finish on page 21.

Choose your valve option on page 128.

Also available in 2 Column – Contact sales office for more info.



Hammered Silver



Burnished Brass



Projection from wall to front: 122mm  
Distance from Wall to Pipe Centres: 72mm  
Note: Pipe centres for radiators subject to +/- 5mm tolerance.  
Note: To convert Δ50° output to a Δ30° see page 131 for more details.

# FOUNDRY COLLECTION

## MILD STEEL

### 3 COLUMN - HORIZONTAL

#### FOUNDRY - 3 Column H-300 x W-1010mm

Pipe Centres 1100mm  
BTU Δ50° 2339  
BTU Δ70° 3602

HK3010103FDYRAL €834.00

#### FOUNDRY - 3 Column H-300 x W-1190mm

Pipe Centres 1280mm  
BTU Δ50° 2766  
BTU Δ70° 4259

HK3011903FDYRAL €983.00

#### FOUNDRY - 3 Column H-300 x W-1370mm

Pipe Centres 1460mm  
BTU Δ50° 3192  
BTU Δ70° 4915

HK3013703FDYRAL €1075.00

#### FOUNDRY - 3 Column H-500 x W-1010mm

Pipe Centres 1100mm  
BTU Δ50° 3700  
BTU Δ70° 5698

HK5010103FDYRAL €921.00

#### FOUNDRY - 3 Column H-500 x W-1190mm

Pipe Centres 1280mm  
BTU Δ50° 4372  
BTU Δ70° 6732

HK5011903FDYRAL €1049.00

#### FOUNDRY - 3 Column H-500 x W-1370mm

Pipe Centres 1460mm  
BTU Δ50° 5043  
BTU Δ70° 7767

HK5013703FDYRAL €1205.00

#### FOUNDRY - 3 Column H-500 x W-605mm

Pipe Centres 695mm  
BTU Δ50° 2186  
BTU Δ70° 3366

HK506053FDYRAL €556.00

#### FOUNDRY - 3 Column H-500 x W-785mm

Pipe Centres 875mm  
BTU Δ50° 2858  
BTU Δ70° 4401

HK507853FDYRAL €732.00

#### FOUNDRY - 3 Column H-600 x W-1010mm

Pipe Centres 1100mm  
BTU Δ50° 4365  
BTU Δ70° 6722

HK6010103FDYRAL €938.00

#### FOUNDRY - 3 Column H-600 x W-1190mm

Pipe Centres 1280mm  
BTU Δ50° 5159  
BTU Δ70° 7945

HK6011903FDYRAL €1081.00

#### FOUNDRY - 3 Column H-600 x W-1370mm

Pipe Centres 1460mm  
BTU Δ50° 5954  
BTU Δ70° 9169

HK6013703FDYRAL €1270.00

#### FOUNDRY - 3 Column H-600 x W-605mm

Pipe Centres 695mm  
BTU Δ50° 2581  
BTU Δ70° 3975

HK606053FDYRAL €572.00

#### FOUNDRY - 3 Column H-600 x W-785mm

Pipe Centres 875mm  
BTU Δ50° 3372  
BTU Δ70° 5194

HK607853FDYRAL €715.00

#### FOUNDRY - 3 Column Feet

HK3FEETFDYRAL €135.00

#### CUSTOMISE YOUR ORDER

Choose your finish on page 21.

Choose your valve option on page 128.



Oiled Bronze



Melted Steel

Also available in 2 Column – Contact sales office for more info.



Projection from wall to front: 122mm  
Distance from Wall to Pipe Centres: 72mm  
Note: Pipe centres for radiators subject to +/- 5mm tolerance.  
Note: To convert Δ50° output to a Δ30° see page 131 for more details.

# FOUNDRY COLLECTION

## MILD STEEL

### 4 COLUMN - HORIZONTAL

#### FOUNDRY - 4 Column H-300 x W-1010mm

Pipe Centres 1100mm  
BTU Δ50° 2994  
BTU Δ70° 4611

HK3010104FDYRAL €1049.00

#### FOUNDRY - 4 Column H-300 x W-1190mm

Pipe Centres 1280mm  
BTU Δ50° 3536  
BTU Δ70° 5446

HK3011904FDYRAL €1221.00

#### FOUNDRY - 4 Column H-300 x W-1370mm

Pipe Centres 1460mm  
BTU Δ50° 4082  
BTU Δ70° 6286

HK3013704FDYRAL €1411.00

#### FOUNDRY - 4 Column H-500 x W-1010mm

Pipe Centres 1100mm  
BTU Δ50° 4832  
BTU Δ70° 7441

HK5010104FDYRAL €1081.00

#### FOUNDRY - 4 Column H-500 x W-1190mm

Pipe Centres 1280mm  
BTU Δ50° 5708  
BTU Δ70° 8791

HK5011904FDYRAL €1238.00

#### FOUNDRY - 4 Column H-500 x W-1370mm

Pipe Centres 1460mm  
BTU Δ50° 6588  
BTU Δ70° 10146

HK5013704FDYRAL €1459.00

#### FOUNDRY - 4 Column H-500 x W-605mm

Pipe Centres 695mm  
BTU Δ50° 2854  
BTU Δ70° 4395

HK506054FDYLRAL €634.00

#### FOUNDRY - 4 Column H-500 x W-785mm

Pipe Centres 875mm  
BTU Δ50° 3734  
BTU Δ70° 5750

HK507584FDYRAL €805.00

#### FOUNDRY - 4 Column H-600 x W-1010mm

Pipe Centres 1100mm  
BTU Δ50° 5732  
BTU Δ70° 8828

HK6010104FDYRAL €1110.00

#### FOUNDRY - 4 Column H-600 x W-1190mm

Pipe Centres 1280mm  
BTU Δ50° 6772  
BTU Δ70° 10429

HK6011904FDYRAL €1303.00

#### FOUNDRY - 4 Column H-600 x W-1370mm

Pipe Centres 1460mm  
BTU Δ50° 7816  
BTU Δ70° 12036

HK6013704FDYRAL €1509.00

#### FOUNDRY - 4 Column H-600 x W-605mm

Pipe Centres 695mm  
BTU Δ50° 3386  
BTU Δ70° 5215

HK606054FDYRAL €647.00

#### FOUNDRY - 4 Column H-600 x W-785mm

Pipe Centres 875mm  
BTU Δ50° 4430  
BTU Δ70° 6822

HK607584FDYRAL €820.00

#### FOUNDRY - 4 Column Feet

HK4FEETFDYRA €135.00

### CUSTOMISE YOUR ORDER

Choose your finish on page 21.

Choose your valve option on page 128.



Oiled Bronze

Also available in 2 Column – Contact sales office for more info.



Projection from wall to front: 157mm  
Distance from Wall to Pipe Centres: 94 mm  
Note: Pipe centres for radiators subject to +/- 5mm tolerance.  
Note: To convert Δ50° output to a Δ30° see page 131 for more details.

# MILD STEEL COLLECTION

## KOLOM

A classic 'old school' design that is timeless in any setting. The Kolom is the best known of the classic designs on the market today. Available in a variety of sizes with different column options. A cost-effective alternative to the heavy cast iron models on the market today.

## KNIGHTSBRIDGE, FLORENCE, ELGANTE, DELGADA

This stylish suite of radiators perfectly blends the traditional with the modern resulting in a distinct look, fit for any bathroom. Mixing the traditional column insert with the chrome surround gives this range a timeless yet classical appearance.

## ROND

The Rond offers the perfect combination of design appearance and performance, making this the ideal choice for any project. Available in both horizontal and vertical, a range of colouring is available to bring that designer feel to any space in the home.

## KALORA

The Kalora radiator boasts an impressive sleek, contemporary design, transforming spaces with its understated elegance. Its tall vertical channels ensure formidable heat output, making a statement both aesthetically and functionally. The Kalora is available in standard white and a wide range of RAL colour options to seamlessly complement any interior.

## CONSOL

The Consol radiator offers a clean contemporary design that will suit any heating project. Colour options include white and anthracite as standard however the Consol is also available in a wide selection of RAL colour options to compliment any surroundings.

## OVALE

A timeless and contemporary radiator, the Ovale design offers a modern look that is available in white and anthracite while as well as a wide range of bespoke colouring for that personal touch.

## BELIEZA

A unique and bold design, the Belieza heated towel rail brings a touch of class to any bathroom enhanced by its unusual flat tube design. A step up from conventional towel rails, it adds a little something different to any project.

## CALIDA


The funky modern design of the Calida makes a bold statement to compliment any bathroom. Designed for the modern environment, its wraparound flat bars offer plenty of space to gently warm your towels..

## CLEO

This high-performing designer towel warmer is the perfect blend of excellent functionality and elegant design, offering not only the luxury of warm towels but also keeping your space cosy with substantial heat output.

A flat/straight design with crisp clean lines, available in a range of sizes and colours.

Rond radiator in RAL 1036 Pearl Gold finish



Images for illustrative purposes only. Colours may vary due to the restrictions of lighting and print reproduction.

# RAL COLOUR OPTIONS

## EXPERIMENT WITH COLOUR TO BRING ANY DESIGN TO LIFE.

Whether you seek a serene sanctuary or a more visually striking space, experiment with colour to create the perfect blend of warmth and beauty.

Hilltop offers an extensive range of RAL colour options on select radiators to complement any interior décor or colour scheme. All finishes are powder-coated and available within 7-10 working days from point of order (subject to availability).


The 6 standard colours below are readily available, with a wide range of other RAL colours available. Please speak to a member of our team for more information.



9005 Jet Black  
(Matt)



7016 Anthracite Grey  
(Gloss)



9001 Cream  
(Gloss)



5005 Signal Blue  
(Gloss)



2004 Pure Orange  
(Gloss)



7030 Stone Grey  
(Gloss)



A RAL Power-Coated Finish is possible on all radiators that display this icon on the top of the page.



RAL-coated designer radiators are non-refundable.



Images for illustrative purposes only. Colours may vary due to the restrictions of lighting and print reproduction.



# KOLOM

## RAW METAL

### MILD STEEL 3 COLUMN

A classic 'old school' design that is timeless in any setting. The Kolom is the best known of the classic designs on the market today. Available in a variety of sizes with different column options. A cost-effective alternative to the heavy cast iron models on the market today.



### VERTICAL

**KOLOM** - 3 Column  
H-1800 x W-380mm


Pipe Centres 470mm  
BTU  $\Delta 50^\circ$  4522  
BTU  $\Delta 70^\circ$  6963

● **RAW METAL**  
HK18380RM3 €650.00

**KOLOM** - 3 Column  
H-1800 x W-470mm

Pipe Centres 560mm  
BTU  $\Delta 50^\circ$  5650  
BTU  $\Delta 70^\circ$  8702

● **RAW METAL**  
HK18470RM3 €825.00



*Images for illustrative purposes only. Colours may vary due to the restrictions of lighting and print reproduction.*




Projection from wall to front: 122mm  
Distance from Wall to Pipe Centres: 72mm  
Note: Pipe centres for radiators subject to +/- 5mm tolerance.  
Note: To convert  $\Delta 50^\circ$  output to a  $\Delta 30^\circ$  see page 131 for more details.



# KOLOM

## RAW METAL

MILD STEEL  
3 COLUMN



### HORIZONTAL

**KOLOM - 3 Column**  
H-600 x W-785mm

Pipe Centres 875mm  
BTU  $\Delta 50^\circ$  3372  
BTU  $\Delta 70^\circ$  5194

● **Raw Metal**  
HK60785RM3 €570.00

**KOLOM - 3 Column**  
H-600 x W-1010mm

Pipe Centres 1100mm  
BTU  $\Delta 50^\circ$  4365  
BTU  $\Delta 70^\circ$  6722

● **Raw Metal**  
HK601010RM3 €740.00

**KOLOM - 3 Column**  
H-600 x W-1190mm

Pipe Centres 1280mm  
BTU  $\Delta 50^\circ$  5159  
BTU  $\Delta 70^\circ$  7945

● **Raw Metal**  
HK601190RM3 €875.00


**KOLOM - 3 Column**  
H-600 x W-1370mm

Pipe Centres 1460mm  
BTU  $\Delta 50^\circ$  5954  
BTU  $\Delta 70^\circ$  9169

● **Raw Metal**  
HK601370RM3 €1000.00

### KOLOM - 3 Column Feet

● **Raw Metal**  
HK3FEETRM €95.00



Images for illustrative purposes only. Colours may vary due to the restrictions of lighting and print reproduction.



Projection from wall to front: 122mm  
Distance from Wall to Pipe Centres: 72mm  
**Note:** Pipe centres for radiators subject to +/- 5mm tolerance.  
**Note:** To convert  $\Delta 50^\circ$  output to a  $\Delta 30^\circ$  see page 131 for more details.



# KOLOM

## BLACK

MILD STEEL  
3 COLUMN

A classic 'old school' design that is timeless in any setting. The Kolom is the best known of the classic designs on the market today. Available in a variety of sizes with different column options. A cost-effective alternative to the heavy cast iron models on the market today.

### VERTICAL

**KOLOM** - 3 Column  
H-1800 x W-380mm

Pipe Centres 470mm  
BTU  $\Delta 50^\circ$  4522  
BTU  $\Delta 70^\circ$  6963

● **Black**  
HK18380BLK3 €480.00

**KOLOM** - 3 Column  
H-1800 x W-470mm

Pipe Centres 560mm  
BTU  $\Delta 50^\circ$  5650  
BTU  $\Delta 70^\circ$  8702

● **Black**  
HK18470BLK3 €615.00

**KOLOM** - 3 Column  
H-1800 x W-560mm

Pipe Centres 650mm  
BTU  $\Delta 50^\circ$  6779  
BTU  $\Delta 70^\circ$  10440

● **Black**  
HK18560BLK3 €745.00



Images for illustrative purposes only. Colours may vary due to the restrictions of lighting and print reproduction.



Projection from wall to front: 122mm  
Distance from Wall to Pipe Centres: 72mm  
Note: Pipe centres for radiators subject to +/- 5mm tolerance.  
Note: To convert  $\Delta 50^\circ$  output to a  $\Delta 30^\circ$  see page 131 for more details.

# KOLOM

## BLACK

MILD STEEL  
3 COLUMN

A classic 'old school' design that is timeless in any setting. The Kolom is the best known of the classic designs on the market today. Available in a variety of sizes with different column options. A cost-effective alternative to the heavy cast iron models on the market today.



Images for illustrative purposes only. Colours may vary due to the restrictions of lighting and print reproduction.

### HORIZONTAL

**KOLOM - 3 Column**  
H-600 x W-785mm

Pipe Centres 875mm  
BTU  $\Delta 50^\circ$  3372  
BTU  $\Delta 70^\circ$  5194

● **Black**  
HK60785BLK3 €410.00

**KOLOM - 3 Column**  
H-600 x W-1010mm

Pipe Centres 1100mm  
BTU  $\Delta 50^\circ$  4365  
BTU  $\Delta 70^\circ$  6722

● **Black**  
HK601010BLK3 €540.00

**KOLOM - 3 Column**  
H-600 x W-1190mm

Pipe Centres 1280mm  
BTU  $\Delta 50^\circ$  5159  
BTU  $\Delta 70^\circ$  7945

● **Black**  
HK601190BLK3 €660.00

**KOLOM - 3 Column**  
H-600 x W-1370mm

Pipe Centres 1460mm  
BTU  $\Delta 50^\circ$  5954  
BTU  $\Delta 70^\circ$  9169

● **Black**  
HK601370BLK3 €740.00

#### KOLOM - 3 Column Feet

● **Black**  
HK3FEETBLK €95.00



Projection from wall to front: 122mm  
Distance from Wall to Pipe Centres: 72mm  
Note: Pipe centres for radiators subject to +/- 5mm tolerance.  
Note: To convert  $\Delta 50^\circ$  output to a  $\Delta 30^\circ$  see page 131 for more details.

# KOLOM

**RAL COLOUR FINISH AVAILABLE**  
See page 32 for details

## MILD STEEL 2 COLUMN

A classic 'old school' design that is timeless in any setting. The Kolom is the best known of the classic designs on the market today. Available in a variety of sizes with different column options. A cost-effective alternative to the heavy cast iron models on the market today.

### VERTICAL

**KOLOM - 2 Column**  
H-1500 x W-200mm

Pipe Centres 290mm  
BTU  $\Delta 50^\circ$  1535  
BTU  $\Delta 70^\circ$  2363

○ White  
HK15200W2 €216.63

● Bespoke Colour Finish  
HK152002RAL €345.00

**KOLOM - 2 Column**  
H-1500 x W-290mm

Pipe Centres 380mm  
BTU  $\Delta 50^\circ$  2305  
BTU  $\Delta 70^\circ$  3550

○ White  
HK15290W2 €322.85

● Bespoke Colour Finish  
HK152902RAL €495.00

**KOLOM - 2 Column**  
H-1500 x W-380mm

Pipe Centres 470mm  
BTU  $\Delta 50^\circ$  3072  
BTU  $\Delta 70^\circ$  4732

○ White  
HK15380W2 €408.00

● Bespoke Colour Finish  
HK153802RAL €630.00

**KOLOM - 2 Column**  
H-1800 x W-200mm

Pipe Centres 290mm  
BTU  $\Delta 50^\circ$  1828  
BTU  $\Delta 70^\circ$  2815

○ White  
HK18200W2 €230.00

● Bespoke Colour Finish  
HK182002RAL €360.00

**KOLOM - 2 Column**  
H-1800 x W-290mm

Pipe Centres 380mm  
BTU  $\Delta 50^\circ$  2745  
BTU  $\Delta 70^\circ$  4227

○ White  
HK18290W2 €312.00

● Bespoke Colour Finish  
HK182902RAL €486.00

**KOLOM - 2 Column**  
H-1800 x W-380mm

Pipe Centres 470mm  
BTU  $\Delta 50^\circ$  3659  
BTU  $\Delta 70^\circ$  5635

○ White  
HK18380W2 €426.00

● Bespoke Colour Finish  
HK183802RAL €636.00



Images for illustrative purposes only. Colours may vary due to the restrictions of lighting and print reproduction.



Projection from wall to front: 93mm  
Distance from Wall to Pipe Centres: 59mm  
Note: Pipe centres for radiators subject to +/- 5mm tolerance.  
Note: To convert  $\Delta 50^\circ$  output to a  $\Delta 30^\circ$  see page 131 for more details.

# KOLOM

RAL COLOUR  
FINISH  
AVAILABLE  
See page 32 for details

## MILD STEEL 2 COLUMN

A classic 'old school' design that is timeless in any setting. The Kolom is the best known of the classic designs on the market today. Available in a variety of sizes with different column options. A cost-effective alternative to the heavy cast iron models on the market today.

### HORIZONTAL

#### KOLOM - 2 Column H-500 x W-605mm

Pipe Centres 695mm  
BTU  $\Delta 50^\circ$  1756  
BTU  $\Delta 70^\circ$  2704

White  
HK50605W2 €288.00  
 Bespoke Colour Finish  
HK506052RAL €492.00

#### KOLOM - 2 Column H-500 x W-785mm

Pipe Centres 875mm  
BTU  $\Delta 50^\circ$  2295  
BTU  $\Delta 70^\circ$  3534

White  
HK50785W2 €354.00  
 Bespoke Colour Finish  
HK507852RAL €630.00

#### KOLOM - 2 Column H-500 x W-1010mm

Pipe Centres 1100mm  
BTU  $\Delta 50^\circ$  2970  
BTU  $\Delta 70^\circ$  4574

White  
HK501010W2 €468.00  
 Bespoke Colour Finish  
HK5010102RAL €792.00

#### KOLOM - 2 Column H-500 x W-1190mm

Pipe Centres 1280mm  
BTU  $\Delta 50^\circ$  3512  
BTU  $\Delta 70^\circ$  5409

White  
HK501190W2 €540.00  
 Bespoke Colour Finish  
HK5011902RAL €936.00

#### KOLOM - 2 Column H-600 x W-605mm

Pipe Centres 695mm  
BTU  $\Delta 50^\circ$  2087  
BTU  $\Delta 70^\circ$  3214

White  
HK60605W2 €294.00  
 Bespoke Colour Finish  
HK606052RAL €498.00

#### KOLOM - 2 Column H-600 x W-785mm

Pipe Centres 875mm  
BTU  $\Delta 50^\circ$  2731  
BTU  $\Delta 70^\circ$  4206

White  
HK60785W2 €384.00  
 Bespoke Colour Finish  
HK607852RAL €648.00

#### KOLOM - 2 Column H-600 x W-1010mm

Pipe Centres 1100mm  
BTU  $\Delta 50^\circ$  3533  
BTU  $\Delta 70^\circ$  5440

White  
HK601010W2 €480.00  
 Bespoke Colour Finish  
HK6010102RAL €816.00

#### KOLOM - 2 Column H-600 x W-1190mm

Pipe Centres 1280mm  
BTU  $\Delta 50^\circ$  4177  
BTU  $\Delta 70^\circ$  6433

White  
HK601190W2 €570.00  
 Bespoke Colour Finish  
HK6011902RAL €954.00



Images for illustrative purposes only. Colours may vary due to the restrictions of lighting and print reproduction.



Projection from wall to front: 93mm  
Distance from Wall to Pipe Centres: 59mm  
Note: Pipe centres for radiators subject to +/- 5mm tolerance.  
Note: To convert  $\Delta 50^\circ$  output to a  $\Delta 30^\circ$  see page 131 for more details.

# KOLOM

RAL COLOUR  
FINISH  
AVAILABLE  
See page 32 for details

## MILD STEEL 3 COLUMN

A classic 'old school' design that is timeless in any setting. The Kolom is the best known of the classic designs on the market today. Available in a variety of sizes with different column options. A cost-effective alternative to the heavy cast iron models on the market today.

### VERTICAL

#### KOLOM - 3 Column H-1500 x W-200mm

Pipe Centres 290mm  
BTU Δ50° 1886  
BTU Δ70° 2904

○ White  
HK15200W3 €235.00

● Bespoke Colour Finish  
HK152003RAL €390.00

#### KOLOM - 3 Column H-1500 x W-290mm

Pipe Centres 380mm  
BTU Δ50° 2827  
BTU Δ70° 4353

○ White  
HK15290W3 €356.00

● Bespoke Colour Finish  
HK152903RAL €530.00

#### KOLOM - 3 Column H-1500 x W-380mm

Pipe Centres 470mm  
BTU Δ50° 3768  
BTU Δ70° 5803

○ White  
HK15380W3 €450.00

● Bespoke Colour Finish  
HK153803RAL €689.50

#### KOLOM - 3 Column H-1800 x W-200mm

Pipe Centres 290mm  
BTU Δ50° 2261  
BTU Δ70° 3482

○ White  
HK18200W3 €228.00

● Bespoke Colour Finish  
HK182003RAL €360.00

#### KOLOM - 3 Column H-1800 x W-290mm

Pipe Centres 380mm  
BTU Δ50° 3390  
BTU Δ70° 5220

○ White  
HK18290W3 €348.00

● Bespoke Colour Finish  
HK182903RAL €516.00

#### KOLOM - 3 Column H-1800 x W-380mm

Pipe Centres 470mm  
BTU Δ50° 4522  
BTU Δ70° 6963

○ White  
HK18380W3 €456.00

● Bespoke Colour Finish  
HK183803RAL €660.00

#### KOLOM - 3 Column H-1800 x W-470mm

Pipe Centres 560mm  
BTU Δ50° 5650  
BTU Δ70° 8702

○ White  
HK18470W3 €576.00

● Bespoke Colour Finish  
HK184703RAL €869.50

#### KOLOM - 3 Column H-1800 x W-515mm

Pipe Centres 605mm  
BTU Δ50° 6216  
BTU Δ70° 9573

○ White  
HK18515W3 €636.00


● Bespoke Colour Finish  
HK185153RAL €954.00

#### KOLOM - 3 Column H-1800 x W-560mm

Pipe Centres 650mm  
BTU Δ50° 6779  
BTU Δ70° 10440

○ White  
HK18560W3 €696.00

● Bespoke Colour Finish  
HK185603RAL €1037.50




Images for illustrative purposes only. Colours may vary due to the restrictions of lighting and print reproduction.



Projection from wall to front: 122mm  
Distance from Wall to Pipe Centres: 72mm  
Note: Pipe centres for radiators subject to +/- 5mm tolerance.  
Note: To convert Δ50° output to a Δ30° see page 131 for more details.



# KOLOM



## MILD STEEL 3 COLUMN

### HORIZONTAL

#### KOLOM - 3 Column H-300 x W-1010mm

Pipe Centres 1100mm  
BTU Δ50° 2339  
BTU Δ70° 3602

○ White  
HK301010W3 €420.00

● Bespoke Colour Finish  
HK3010103RAL €625.00

#### KOLOM - 3 Column H-300 x W-1190mm

Pipe Centres 1280mm  
BTU Δ50° 2766  
BTU Δ70° 4259

○ White  
HK301190W3 €492.00

● Bespoke Colour Finish  
HK3011903RAL €700.00

#### KOLOM - 3 Column H-300 x W-1370mm

Pipe Centres 1460mm  
BTU Δ50° 3192  
BTU Δ70° 4915

○ White  
HK301370W3 €576.00

● Bespoke Colour Finish  
HK3013703RAL €800.00

#### KOLOM - 3 Column H-500 x W-605mm

Pipe Centres 695mm  
BTU Δ50° 2186  
BTU Δ70° 3366

○ White  
HK50605W3 €300.00

● Bespoke Colour Finish  
HK506053RAL €500.00

#### KOLOM - 3 Column H-500 x W-785mm

Pipe Centres 875mm  
BTU Δ50° 2858  
BTU Δ70° 4401

○ White  
HK50785W3 €384.00

● Bespoke Colour Finish  
HK507853RAL €600.00

#### KOLOM - 3 Column H-500 x W-1010mm

Pipe Centres 1100mm  
BTU Δ50° 3700  
BTU Δ70° 5698

○ White  
HK501010W3 €504.00

● Bespoke Colour Finish  
HK5010103RAL €770.00

#### KOLOM - 3 Column H-500 x W-1190mm

Pipe Centres 1280mm  
BTU Δ50° 4372  
BTU Δ70° 6732

○ White  
HK501190W3 €582.00

● Bespoke Colour Finish  
HK5011903RAL €900.00

#### KOLOM - 3 Column H-500 x W-1370mm

Pipe Centres 1460mm  
BTU Δ50° 5043  
BTU Δ70° 7767

○ White  
HK501370W3 €647.50

● Bespoke Colour Finish  
HK5013703RAL €1040.00

#### KOLOM - 3 Column H-600 x W-605mm

Pipe Centres 695mm  
BTU Δ50° 2581  
BTU Δ70° 3975

○ White  
HK60605W3 €300.00

● Bespoke Colour Finish  
HK606053RAL €510.00

#### KOLOM - 3 Column H-600 x W-785mm

Pipe Centres 875mm  
BTU Δ50° 3372  
BTU Δ70° 5194

○ White  
HK60785W3 €396.00

● Bespoke Colour Finish  
HK607853RAL €655.00

#### KOLOM - 3 Column H-600 x W-1010mm

Pipe Centres 1100mm  
BTU Δ50° 4365  
BTU Δ70° 6722

○ White  
HK601010W3 €516.00

● Bespoke Colour Finish  
HK6010103RAL €840.00

#### KOLOM - 3 Column H-600 x W-1190mm

Pipe Centres 1280mm  
BTU Δ50° 5159  
BTU Δ70° 7945

○ White  
HK601190W3 €612.00

● Bespoke Colour Finish  
HK6011903RAL €980.00

#### KOLOM - 3 Column H-600 x W-1370mm

Pipe Centres 1460mm  
BTU Δ50° 5954  
BTU Δ70° 9169

○ White  
HK601370W3 €696.00

● Bespoke Colour Finish  
HK6013703RAL €1125.00

#### KOLOM - 3 Column H-600 x W-1460mm

Pipe Centres 1550mm  
BTU Δ50° 6355  
BTU Δ70° 9676

○ White  
HK601460W3 €740.00

● Bespoke Colour Finish  
HK6014603RAL €1070.00

#### KOLOM - 3 Column H-600 x W-1550mm

Pipe Centres 1640mm  
BTU Δ50° 6752  
BTU Δ70° 10284

○ White  
HK601550W3 €780.00

● Bespoke Colour Finish  
HK6015503RAL €1110.00

Images for illustrative purposes only. Colours may vary due to the restrictions of lighting and print reproduction.



Projection from wall to front: 122mm  
Distance from Wall to Pipe Centres: 72mm  
Note: Pipe centres for radiators subject to +/- 5mm tolerance.  
Note: To convert Δ50° output to a Δ30° see page 131 for more details.

# KOLOM

**RAL COLOUR FINISH AVAILABLE**  
See page 32 for details

## MILD STEEL 4 COLUMN

### HORIZONTAL

#### KOLOM - 4 Column H-300 x W-1010mm

Pipe Centres 1100mm  
BTU Δ50° 2994  
BTU Δ70° 4611

○ **White**  
HK301010W4 €600.00

● **Bespoke Colour Finish**  
HK3010104RAL €930.00

#### KOLOM - 4 Column H-300 x W-1190mm

Pipe Centres 1280mm  
BTU Δ50° 3536  
BTU Δ70° 5446

○ **White**  
HK301190W4 €738.00

● **Bespoke Colour Finish**  
HK3011904RAL €1095.00

#### KOLOM - 4 Column H-300 x W-1370mm

Pipe Centres 1460mm  
BTU Δ50° 4082  
BTU Δ70° 6286

○ **White**  
HK301370W4 €816.00

● **Bespoke Colour Finish**  
HK3013704RAL €1245.00

#### KOLOM - 4 Column H-500 x W-605mm

Pipe Centres 695mm  
BTU Δ50° 2854  
BTU Δ70° 4395

○ **White**  
HK50605W4 €390.00

● **Bespoke Colour Finish**  
HK506054RAL €576.00

#### KOLOM - 4 Column H-500 x W-785mm

Pipe Centres 875mm  
BTU Δ50° 3734  
BTU Δ70° 5750

○ **White**  
HK50785W4 €512.00

● **Bespoke Colour Finish**  
HK507854RAL €730.00

#### KOLOM - 4 Column H-500 x W-1010mm

Pipe Centres 1100mm  
BTU Δ50° 4832  
BTU Δ70° 7441

○ **White**  
HK501010W4 €624.00

● **Bespoke Colour Finish**  
HK5010104RAL €960.00

#### KOLOM - 4 Column H-500 x W-1190mm

Pipe Centres 1280mm  
BTU Δ50° 5708  
BTU Δ70° 8791

○ **White**  
HK501190W4 €769.00

● **Bespoke Colour Finish**  
HK5011904RAL €1125.00

#### KOLOM - 4 Column H-500 x W-1370mm

Pipe Centres 1460mm  
BTU Δ50° 6588  
BTU Δ70° 10146

○ **White**  
HK501370W4 €875.00

● **Bespoke Colour Finish**  
HK5013704RAL €1295.00

#### KOLOM - 4 Column H-600 x W-605mm

Pipe Centres 695mm  
BTU Δ50° 3386  
BTU Δ70° 5215

○ **White**  
HK60605W4 €396.00

● **Bespoke Colour Finish**  
HK606054RAL €588.00

#### KOLOM - 4 Column H-600 x W-785mm

Pipe Centres 875mm  
BTU Δ50° 4430  
BTU Δ70° 6822

○ **White**  
HK60785W4 €539.00

● **Bespoke Colour Finish**  
HK607854RAL €745.00

#### KOLOM - 4 Column H-600 x W-1010mm

Pipe Centres 1100mm  
BTU Δ50° 5732  
BTU Δ70° 8828

○ **White**  
HK601010W4 €672.00

● **Bespoke Colour Finish**  
HK6010104RAL €995.00

#### KOLOM - 4 Column H-600 x W-1190mm

Pipe Centres 1280mm  
BTU Δ50° 6772  
BTU Δ70° 10429

○ **White**  
HK601190W4 €780.00

● **Bespoke Colour Finish**  
HK6011904RAL €1165.00

#### KOLOM - 4 Column H-600 x W-1370mm

Pipe Centres 1460mm  
BTU Δ50° 7816  
BTU Δ70° 12036

○ **White**  
HK601370W4 €925.00

● **Bespoke Colour Finish**  
HK6013704RAL €1310.00

600 x 10102mm Radiator



Images for illustrative purposes only. Colours may vary due to the restrictions of lighting and print reproduction.

#### KOLOM - 2 Column Feet

○ **White**  
HK2FEET €90.00

● **Bespoke Colour Finish**  
HK2FEETRAL €120.00

#### KOLOM - 3 Column Feet

○ **White**  
HK3FEET €90.00

● **Bespoke Colour Finish**  
HK3FEETRAL €120.00

#### KOLOM - 4 Column Feet

○ **White**  
HK4FEET €90.00

● **Bespoke Colour Finish**  
HK4FEETRAL €120.00



Projection from wall to front: 157mm  
Distance from Wall to Pipe Centres: 87mm  
Note: Pipe centres for radiators subject to +/- 5mm tolerance.  
Note: To convert Δ50° output to a Δ30° see page 131 for more details.

# TRADITIONAL RADIATORS

This stylish suite of radiators perfectly blends the traditional with the modern resulting in a distinct look, fit for any bathroom. Mixing the traditional column insert with the chrome surround gives this range a timeless yet classical appearance.

## KNIGHTSBRIDGE

Traditional Radiator

H-963 x W-673 x D-230mm

Pipe Centres 460mm

Pipe Centres from Wall 92mm

BTU  $\Delta 50^\circ$  1818

BTU  $\Delta 70^\circ$  2799

● **White & Chrome**

KGTR02 €540.00



Images for illustrative purposes only. Colours may vary due to the restrictions of lighting and print reproduction.



Images for illustrative purposes only. Colours may vary due to the restrictions of lighting and print reproduction.

## ELGANTE

Traditional Radiator

H-1000 x W-635mm

Pipe Centres 525mm

Pipe Centres from Wall 79mm

BTU  $\Delta 50^\circ$  3240

BTU  $\Delta 70^\circ$  4989

● **White & Chrome**

ELGA04 €740.00



## FLORIEN

Traditional Radiator

H-963 x W-538 x D-230mm

Pipe Centres 325mm

Pipe Centres from Wall 92mm

BTU  $\Delta 50^\circ$  1262

BTU  $\Delta 70^\circ$  1943

● **White & Chrome**

FLRC01 €504.00



## DELGADA - Heated Towel Rail

H-1130 x W-553mm x D-230mm

Pipe Centres 330mm

Pipe Centres from Wall 100mm

BTU  $\Delta 50^\circ$  2523

BTU  $\Delta 70^\circ$  3886

● **White & Chrome**

DLGA03 €800.00



Projection from wall to front: 230mm  
 Distance from Wall to Pipe Centres: 79-100mm  
 Note: Pipe centres for radiators subject to +/- 5mm tolerance.  
 Note: To convert  $\Delta 50^\circ$  output to a  $\Delta 30^\circ$  see page 131 for more details.



# TRADITIONAL RADIATORS



Images for illustrative purposes only. Colours may vary due to the restrictions of lighting and print reproduction.

**SUNBURY**  
Traditional Radiator  
H-1548mm x W-598mm x D-110 mm  
Pipe Centres 525mm  
BTU  $\Delta 50^\circ$  922  
BTU  $\Delta 60^\circ$  1168

● **Chrome**  
SALC04 €690.00



**HOLBURN**  
Traditional Radiator  
H-778 mm x W-683 mm x D-230 mm  
Pipe Centres 520mm  
BTU  $\Delta 50^\circ$  987  
BTU  $\Delta 60^\circ$  1250

● **Chrome**  
HOLC04 €950.00



Images for illustrative purposes only. Colours may vary due to the restrictions of lighting and print reproduction.

**CRONDEALL**  
Traditional Radiator  
H-966 mm x W-676 mm x D-165 mm

Pipe Centres 509mm  
BTU  $\Delta 50^\circ$  546  
BTU  $\Delta 60^\circ$  691

● **Chrome**  
CROA04 €475.00



Projection from wall to front: 230mm  
Distance from Wall to Pipe Centres: 79-100mm  
Note: Pipe centres for radiators subject to +/- 5mm tolerance.  
Note: To convert  $\Delta 50^\circ$  output to a  $\Delta 30^\circ$  see page 131 for more details.



# ROND

**RAL COLOUR FINISH AVAILABLE**  
See page 32 for details

## MILD STEEL VERTICAL

The Rond offers the perfect combination of design appearance and performance, making this the ideal choice for any project. Available in both horizontal and vertical, a range of colouring is available to bring that designer feel to any space in the home.

**ROND**  
H-1500 x W-300mm  
Pipe Centres 390mm  
BTU  $\Delta 50^\circ$  2244  
BTU  $\Delta 70^\circ$  3506

- Anthracite  
HR15300SA €340.00
- White  
HR15300SW €340.00
- Bespoke Colour Finish  
HR15300SRAL €496.00

**ROND**  
H-1500 x W-440mm  
Pipe Centres 530mm  
BTU  $\Delta 50^\circ$  3468  
BTU  $\Delta 70^\circ$  5419

- Anthracite  
HR15440SA €475.00
- White  
HR15440SW €475.00
- Bespoke Colour Finish  
HR15440SRAL €714.00

**ROND**  
H-1800 x W-300mm  
Pipe Centres 390mm  
BTU  $\Delta 50^\circ$  3383  
BTU  $\Delta 70^\circ$  5286

- Anthracite  
HR18300SA €372.00
- White  
HR18300SW €372.00
- Bespoke Colour Finish  
HR18300SRAL €552.00

**ROND**  
H-1500 x W-370mm  
Pipe Centres 460mm  
BTU  $\Delta 50^\circ$  2762  
BTU  $\Delta 70^\circ$  4316

- Anthracite  
HR15370SA €436.00
- White  
HR15370SW €436.00
- Bespoke Colour Finish  
HR15370SRAL €546.00

**ROND**  
H-1500 x W-510mm  
Pipe Centres 600mm  
BTU  $\Delta 50^\circ$  4044  
BTU  $\Delta 70^\circ$  6319

- Anthracite  
HR15510SA €538.00
- White  
HR15510SW €538.00
- Bespoke Colour Finish  
HR15510SRAL €840.00

**ROND**  
H-1800 x W-370mm  
Pipe Centres 460mm  
BTU  $\Delta 50^\circ$  4228  
BTU  $\Delta 70^\circ$  6607

- Anthracite  
HR18370SA €480.00
- White  
HR18370SW €480.00
- Bespoke Colour Finish  
HR18370SRAL €690.00



**ROND**  
H-1800 x W-440mm  
Pipe Centres 530mm  
BTU  $\Delta 50^\circ$  5074  
BTU  $\Delta 70^\circ$  7928

- Anthracite  
HR18440SA €525.00
- White  
HR18440SW €525.00
- Bespoke Colour Finish  
HR18440SRAL €810.00

**ROND**  
H-1800 x W-510mm  
Pipe Centres 600mm  
BTU  $\Delta 50^\circ$  5920  
BTU  $\Delta 70^\circ$  9250

- Anthracite  
HR18510SA €660.00
- White  
HR18510SW €660.00
- Bespoke Colour Finish  
HR18510SRAL €930.00



Projection from wall to front: 100mm  
Distance from Wall to Pipe Centres: 70mm  
Note: Pipe centres for radiators subject to +/- 5mm tolerance.  
Note: To convert  $\Delta 50^\circ$  output to a  $\Delta 30^\circ$  see page 131 for more details.

# ROND

RAL COLOUR  
FINISH  
AVAILABLE  
See page 32 for details



Rond radiator in RAL 1036 Pearl Gold finish



Rond radiator in RAL 9001 Cream finish



Rond radiator in RAL 7030 Stone Grey finish

## MILD STEEL HORIZONTAL

### ROND H-550 x W-440mm

Pipe Centres 530mm  
BTU  $\Delta 50^\circ$  1562  
BTU  $\Delta 70^\circ$  2440

- Anthracite  
HR55440SA €230.00
- White  
HR55440SW €230.00
- Bespoke Colour Finish  
HR55440SRAL €455.00

### ROND H-550 x W-580mm

Pipe Centres 670mm  
BTU  $\Delta 50^\circ$  2080  
BTU  $\Delta 70^\circ$  3250

- Anthracite  
HR55580SA €288.00
- White  
HR55580SW €288.00
- Bespoke Colour Finish  
HR55580SRAL €565.00

### ROND H-550 x W-790mm

Pipe Centres 880mm  
BTU  $\Delta 50^\circ$  2925  
BTU  $\Delta 70^\circ$  4570

- Anthracite  
HR55790SA €437.00
- White  
HR55790SW €437.00
- Bespoke Colour Finish  
HR55790SRAL €702.00

### ROND H-550 x W-1000mm

Pipe Centres 1090mm  
BTU  $\Delta 50^\circ$  3723  
BTU  $\Delta 70^\circ$  5817

- Anthracite  
HR551000SA €512.00
- White  
HR551000SW €512.00
- Bespoke Colour Finish  
HR551000SRAL €888.00

### ROND H-550 x W-1210mm

Pipe Centres 1300mm  
BTU  $\Delta 50^\circ$  4521  
BTU  $\Delta 70^\circ$  7063

- Anthracite  
HR551210SA €600.00
- White  
HR551210SW €600.00
- Bespoke Colour Finish  
HR551210SRAL €1050.00

### ROND H-550 x W-1420mm

Pipe Centres 1510mm  
BTU  $\Delta 50^\circ$  5318  
BTU  $\Delta 70^\circ$  8310

- Anthracite  
HR551420SA €700.00
- White  
HR551420SW €700.00
- Bespoke Colour Finish  
HR551420SRAL €1260.00

Images for illustrative purposes only. Colours may vary due to the restrictions of lighting and print reproduction.



Projection from wall to front: 100mm  
Distance from Wall to Pipe Centres: 70mm  
Note: Pipe centres for radiators subject to +/- 5mm tolerance.  
Note: To convert  $\Delta 50^\circ$  output to a  $\Delta 30^\circ$  see page 131 for more details.

# KALORA

**RAL COLOUR  
FINISH  
AVAILABLE**  
See page 32 for details

Kalora radiator in RAL 7016 Anthracite Grey

## SUPER HEAT OUTPUT

The Kalora radiator boasts an impressive sleek, contemporary design, transforming spaces with its understated elegance. Its tall vertical channels ensure formidable heat output, making a statement both aesthetically and functionally. The Kalora is available in standard white and a wide range of RAL colour options to seamlessly complement any interior



**MILD STEEL  
SINGLE PANEL - VERTICAL**

**KALORA - Single Panel**  
H-2000 x W-281mm

Pipe Centres 371mm  
BTU  $\Delta 50^\circ$  3168  
BTU  $\Delta 70^\circ$  4950

White  
KALO20281SW €389.00

Bespoke Colour Finish  
KALO20281SRAL €719.00

**KALORA - Single Panel**  
H-2000 x W-338mm

Pipe Centres 428mm  
BTU  $\Delta 50^\circ$  3502  
BTU  $\Delta 70^\circ$  5472

White  
KALO20338SW €449.00

Bespoke Colour Finish  
KALO20338SRAL €779.00

**KALORA - Single Panel**  
H-2000 x W-450mm

Pipe Centres 540mm  
BTU  $\Delta 50^\circ$  4740  
BTU  $\Delta 70^\circ$  7406

White  
KALO20450SW €579.00

Bespoke Colour Finish  
KALO20450SRAL €909.00



Images for illustrative purposes only. Colours may vary due to the restrictions of lighting and print reproduction.




Projection from wall to front: 110mm  
Distance from Wall to Pipe Centres: 65mm  
Note: Pipe centres for radiators subject to +/- 5mm tolerance.  
Note: To convert  $\Delta 50^\circ$  output to a  $\Delta 30^\circ$  see page 131 for more details.

# KALORA

**RAL COLOUR FINISH AVAILABLE**  
See page 32 for details

The Kalora radiator boasts an impressive sleek, contemporary design, transforming spaces with its understated elegance. Its tall vertical channels ensure formidable heat output, making a statement both aesthetically and functionally. The Kalora is available in standard white and a wide range of RAL colour options to seamlessly complement any interior



## MILD STEEL DOUBLE PANEL - VERTICAL

**KALORA - Double Panel**  
H-2000 x W-281mm

Pipe Centres 371mm  
BTU  $\Delta 50^\circ$  5555  
BTU  $\Delta 70^\circ$  8680

- White**  
KALO20281DW €599.00
- Bespoke Colour Finish**  
KALO20281DRAL €929.00

**KALORA - Double Panel**  
H-2000 x W-338mm

Pipe Centres 428mm  
BTU  $\Delta 50^\circ$  6728  
BTU  $\Delta 70^\circ$  10512

- White**  
KALO20338DW €709.00
- Bespoke Colour Finish**  
KALO20338DRAL €1039.00

**KALORA - Double Panel**  
H-2000 x W-450mm

Pipe Centres 540mm  
BTU  $\Delta 50^\circ$  9037  
BTU  $\Delta 70^\circ$  14120

- White**  
KALO20450DW €899.00
- Bespoke Colour Finish**  
KALO20450DRAL €1229.00



Kalora radiator in RAL xx??



Images for illustrative purposes only. Colours may vary due to the restrictions of lighting and print reproduction.



Projection from wall to front: 110mm  
Distance from Wall to Pipe Centres: 65mm  
Note: Pipe centres for radiators subject to +/- 5mm tolerance.  
Note: To convert  $\Delta 50^\circ$  output to a  $\Delta 30^\circ$  see page 131 for more details.

# CONSOL

RAL COLOUR  
FINISH  
AVAILABLE  
See page 32 for details

## MILD STEEL SINGLE PANEL - VERTICAL

The Consol radiator offers a clean contemporary design that will suit any heating project. Colour options include white and anthracite as standard however the Consol is also available in a wide selection of RAL colour options to compliment any surroundings.

### VERTICAL

#### CONSOL - Single Panel H-1600 x W-218mm

Pipe Centres 308mm  
BTU  $\Delta 50^\circ$  1361  
BTU  $\Delta 70^\circ$  2126

- **Anthracite**  
HCON16216SA €190.00
- **White**  
HCON16216SW €190.00
- **Bespoke Colour Finish**  
HCON16216SRAL €390.00

#### CONSOL - Single Panel H-1600 x W-292mm

Pipe Centres 382mm  
BTU  $\Delta 50^\circ$  1814  
BTU  $\Delta 70^\circ$  2835

- **Anthracite**  
HCON16292SA €238.00
- **White**  
HCON16292SW €238.00
- **Bespoke Colour Finish**  
HCON16292SRAL €470.00

#### CONSOL - Single Panel H-1600 x W-366mm

Pipe Centres 456mm  
BTU  $\Delta 50^\circ$  2268  
BTU  $\Delta 70^\circ$  3543

- **Anthracite**  
HCON16366SA €280.00
- **White**  
HCON16366SW €280.00
- **Bespoke Colour Finish**  
HCON16366SRAL €489.00

#### CONSOL - Single Panel H-1600 x W-440mm

Pipe Centres 530mm  
BTU  $\Delta 50^\circ$  2721  
BTU  $\Delta 70^\circ$  4252

- **Anthracite**  
HCON16440SA €325.00
- **White**  
HCON16440SW €325.00
- **Bespoke Colour Finish**  
HCON16440SRAL €567.00

#### CONSOL - Single Panel H-1600 x W-514mm

Pipe Centres 604mm  
BTU  $\Delta 50^\circ$  3175  
BTU  $\Delta 70^\circ$  4960

- **Anthracite**  
HCON16514SA €375.00
- **White**  
HCON16514SW €375.00
- **Bespoke Colour Finish**  
HCON16514SRAL €648.00

#### CONSOL - Single Panel H-1800 x W-218mm

Pipe Centres 308mm  
BTU  $\Delta 50^\circ$  1463  
BTU  $\Delta 70^\circ$  2286

- **Anthracite**  
HCON18218SA €210.00
- **White**  
HCON18218SW €210.00
- **Bespoke Colour Finish**  
HCON18218SRAL €510.00

#### CONSOL - Single Panel H-1800 x W-292mm

Pipe Centres 382mm  
BTU  $\Delta 50^\circ$  1951  
BTU  $\Delta 70^\circ$  3048

- **Anthracite**  
HCON18292SA €262.00
- **White**  
HCON18292SW €262.00
- **Bespoke Colour Finish**  
HCON18292SRAL €505.00

#### CONSOL - Single Panel H-1800 x W-366mm

Pipe Centres 456mm  
BTU  $\Delta 50^\circ$  2438  
BTU  $\Delta 70^\circ$  3810

- **Anthracite**  
HCON18366SA €306.00
- **White**  
HCON18366SW €306.00
- **Bespoke Colour Finish**  
HCON18366SRAL €540.00

#### CONSOL - Single Panel H-1800 x W-440mm

Pipe Centres 530mm  
BTU  $\Delta 50^\circ$  2926  
BTU  $\Delta 70^\circ$  4572

- **Anthracite**  
HCON18440SA €350.00
- **White**  
HCON18440SW €350.00
- **Bespoke Colour Finish**  
HCON18440SRAL €612.00

#### CONSOL - Single Panel H-1800 x W-514mm

Pipe Centres 604mm  
BTU  $\Delta 50^\circ$  3413  
BTU  $\Delta 70^\circ$  5333

- **Anthracite**  
HCON18514SA €400.00
- **White**  
HCON18514SW €400.00
- **Bespoke Colour Finish**  
HCON18514SRAL €696.00



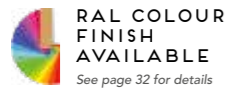
Images for illustrative purposes only. Colours may vary due to the restrictions of lighting and print reproduction.



Projection from wall to front: 90mm  
Distance from Wall to Pipe Centres: 40mm  
Note: Pipe centres for radiators subject to +/- 5mm tolerance.  
Note: To convert  $\Delta 50^\circ$  output to a  $\Delta 30^\circ$  see page 131 for more details.

# CONSOL

**MILD STEEL**  
SINGLE PANEL - HORIZONTAL



## HORIZONTAL

**CONSOL - Single Panel**  
H-600 x W-440mm

Pipe Centres 530mm  
BTU Δ50° 1064  
BTU Δ70° 1662

● **Anthracite**  
HCON60440SA €182.00

○ **White**  
HCON60440SW €182.00

● **Bespoke Colour Finish**  
HCON60440SRAL €420.00

**CONSOL - Single Panel**  
H-600 x W-588mm

Pipe Centres 678mm  
BTU Δ50° 1419  
BTU Δ70° 2217

● **Anthracite**  
HCON60588SA €225.00

○ **White**  
HCON60588SW €225.00

● **Bespoke Colour Finish**  
HCON60588SRAL €442.00

**CONSOL - Single Panel**  
H-600 x W-810mm

Pipe Centres 900mm  
BTU Δ50° 1951  
BTU Δ70° 3048

● **Anthracite**  
HCON60810SA €306.00

○ **White**  
HCON60810SW €306.00

● **Bespoke Colour Finish**  
HCON60810SRAL €564.00

**CONSOL - Single Panel**  
H-600 x W-1032mm

Pipe Centres 1122mm  
BTU Δ50° 2482  
BTU Δ70° 3879

● **Anthracite**  
HCON601032SA €375.00

○ **White**  
HCON601032SW €375.00

● **Bespoke Colour Finish**  
HCON601032SRAL €684.00

**CONSOL - Single Panel**  
H-600 x W-1254mm

Pipe Centres 1344mm  
BTU Δ50° 3014  
BTU Δ70° 4710

● **Anthracite**  
HCON601254SA €438.00

○ **White**  
HCON601254SW €438.00

● **Bespoke Colour Finish**  
HCON601254SRAL €816.00

**CONSOL - Single Panel**  
H-600 x W-1402mm

Pipe Centres 1492mm  
BTU Δ50° 3369  
BTU Δ70° 5264

● **Anthracite**  
HCON601402SA €460.00

○ **White**  
HCON601402SW €460.00

● **Bespoke Colour Finish**  
HCON601402SRAL €900.00



Images for illustrative purposes only. Colours may vary due to the restrictions of lighting and print reproduction.



Projection from wall to front: 90mm  
Distance from Wall to Pipe Centres: 40mm  
Note: Pipe centres for radiators subject to +/- 5mm tolerance.  
Note: To convert Δ50° output to a Δ30° see page 131 for more details.

# CONSOL

RAL COLOUR  
FINISH  
AVAILABLE  
See page 32 for details

## MILD STEEL DOUBLE PANEL - VERTICAL

### VERTICAL

#### CONSOL - Double Panel H-1600 x W-218mm

Pipe Centres 308mm  
BTU Δ50° 2332  
BTU Δ70° 3644

- Anthracite  
HCON16216DA €288.00
- White  
HCON16216DW €288.00
- Bespoke Colour Finish  
HCON16216DRAL €600.00

#### CONSOL - Double Panel H-1600 x W-292mm

Pipe Centres 382mm  
BTU Δ50° 3110  
BTU Δ70° 4859

- Anthracite  
HCON162928DA €363.00
- White  
HCON162928DW €363.00
- Bespoke Colour Finish  
HCON162928DRAL €715.00

#### CONSOL - Double Panel H-1600 x W-366mm

Pipe Centres 456mm  
BTU Δ50° 3887  
BTU Δ70° 6074

- Anthracite  
HCON16366DA €438.00
- White  
HCON16366DW €438.00
- Bespoke Colour Finish  
HCON16366DRAL €830.00

#### CONSOL - Double Panel H-1600 x W-440mm

Pipe Centres 530mm  
BTU Δ50° 4665  
BTU Δ70° 7289

- Anthracite  
HCON16440DA €500.00
- White  
HCON16440DW €500.00
- Bespoke Colour Finish  
HCON16440DRAL €960.00

#### CONSOL - Double Panel H-1600 x W-514mm

Pipe Centres 604mm  
BTU Δ50° 5442  
BTU Δ70° 8504

- Anthracite  
HCON16514DA €588.00
- White  
HCON16514DW €588.00
- Bespoke Colour Finish  
HCON16514DRAL €1090.00

#### CONSOL - Double Panel H-1800 x W-218mm

Pipe Centres 308mm  
BTU Δ50° 2537  
BTU Δ70° 3964

- Anthracite  
HCON18218DA €370.00
- White  
HCON18218DW €370.00
- Bespoke Colour Finish  
HCON18218DRAL €670.00

#### CONSOL - Double Panel H-1800 x W-292mm

Pipe Centres 382mm  
BTU Δ50° 3519  
BTU Δ70° 5499

- Anthracite  
HCON182928DA €412.00
- White  
HCON182928DW €412.00
- Bespoke Colour Finish  
HCON182928DRAL €840.00

#### CONSOL - Double Panel H-1800 x W-366mm

Pipe Centres 456mm  
BTU Δ50° 4399  
BTU Δ70° 6873

- Anthracite  
HCON18366DA €475.00
- White  
HCON18366DW €475.00
- Bespoke Colour Finish  
HCON18366DRAL €875.00

#### CONSOL - Double Panel H-1800 x W-440mm

Pipe Centres 530mm  
BTU Δ50° 5279  
BTU Δ70° 8248

- Anthracite  
HCON18440DA €560.00
- White  
HCON18440DW €560.00
- Bespoke Colour Finish  
HCON18440DRAL €1025.00

#### CONSOL - Double Panel H-1800 x W-514mm

Pipe Centres 604mm  
BTU Δ50° 6158  
BTU Δ70° 9623

- Anthracite  
HCON18514DA €625.00
- White  
HCON18514DW €625.00
- Bespoke Colour Finish  
HCON18514DRAL €1140.00

### TOWEL RAILS

#### SHORT TOWEL RAIL\* NEW H-40mm x W-280mm

- Anthracite  
HCONSA €70.00
- White  
HCONSW €70.00
- Bespoke Colour Finish  
HCONSRAL €95.00

#### LONG TOWEL RAIL\*\* NEW H-40mm x W-410mm

- Anthracite  
HCONLA €80.00
- White  
HCONLW €80.00
- Bespoke Colour Finish  
HCONLRAL €100.00

\*Compatible only on radiators up to 280mm  
\*\* Compatible from 280mm onwards



Images for illustrative purposes only. Colours may vary due to the restrictions of lighting and print reproduction.



Projection from wall to front: 90mm  
Distance from Wall to Pipe Centres: 65mm  
Note: Pipe centres for radiators subject to +/- 5mm tolerance.  
Note: To convert Δ50° output to a Δ30° see page 131 for more details.

# CONSOL

**RAL COLOUR FINISH AVAILABLE**  
See page 32 for details

**MILD STEEL**  
**DOUBLE PANEL - HORIZONTAL**



Consol radiator in 5005 Signal Blue (Gloss) finish



Images for illustrative purposes only. Colours may vary due to the restrictions of lighting and print reproduction.

## HORIZONTAL

**CONSOL - Double Panel**  
H-600 x W-440mm

Pipe Centres 530mm  
BTU Δ50° 2026  
BTU Δ70° 3165

- Anthracite  
HCON60440DA €244.00
- White  
HCON60440DW €244.00
- Bespoke Colour Finish  
HCON60440DRAL €500.00

**CONSOL - Double Panel**  
H-600 x W-588mm

Pipe Centres 678mm  
BTU Δ50° 2701  
BTU Δ70° 4220

- Anthracite  
HCON60588DA €288.00
- White  
HCON60588DW €288.00
- Bespoke Colour Finish  
HCON60588DRAL €635.00

**CONSOL - Double Panel**  
H-600 x W-810mm

Pipe Centres 900mm  
BTU Δ50° 3713  
BTU Δ70° 5802

- Anthracite  
HCON60810DA €395.00
- White  
HCON60810DW €395.00
- Bespoke Colour Finish  
HCON60810DRAL €780.00

**CONSOL - Double Panel**  
H-600 x W-1032mm

Pipe Centres 1122mm  
BTU Δ50° 4726  
BTU Δ70° 7385

- Anthracite  
HCON601032DA €500.00
- White  
HCON601032DW €500.00
- Bespoke Colour Finish  
HCON601032DRAL €960.00

**CONSOL - Double Panel**  
H-600 x W-1254mm

Pipe Centres 1344mm  
BTU Δ50° 5739  
BTU Δ70° 8967

- Anthracite  
HCON601254DA €588.00
- White  
HCON601254DW €588.00
- Bespoke Colour Finish  
HCON601254DRAL €1116.00

**CONSOL - Double Panel**  
H-600 x W-1402mm

Pipe Centres 1492mm  
BTU Δ50° 6414  
BTU Δ70° 10022

- Anthracite  
HCON601402DA €665.00
- White  
HCON601402DW €665.00
- Bespoke Colour Finish  
HCON601402DRAL €1280.00



Projection from wall to front: 90mm  
Distance from Wall to Pipe Centres: 65mm  
Note: Pipe centres for radiators subject to +/- 5mm tolerance.  
Note: To convert Δ50° output to a Δ30° see page 131 for more details.

# OVALE

RAL COLOUR  
FINISH  
AVAILABLE  
See page 32 for details

A timeless and contemporary radiator, the Ovale design offers a modern look that is available in white and anthracite while as well as a wide range of bespoke colouring for that personal touch.

## MILD STEEL SINGLE PANEL - VERTICAL

### VERTICAL

#### OVALE - Single Panel H-1500 x W-236mm

Pipe Centres 326mm  
BTU Δ50° 767  
BTU Δ70° 1199

- **Anthracite**  
HO15236SA €180.00
- **White**  
HO15236SW €180.00
- **Bespoke Colour Finish**  
HO15236SRAL €350.00

#### OVALE - Single Panel H-1500 x W-295mm

Pipe Centres 385mm  
BTU Δ50° 999  
BTU Δ70° 1561

- **Anthracite**  
HO15295SA €220.00
- **White**  
HO15295SW €220.00
- **Bespoke Colour Finish**  
HO15295SRAL €425.00

#### OVALE - Single Panel H-1500 x W-354mm

Pipe Centres 444mm  
BTU Δ50° 1231  
BTU Δ70° 1923

- **Anthracite**  
HO15354SA €246.00
- **White**  
HO15354SW €246.00
- **Bespoke Colour Finish**  
HO15354SRAL €456.00

#### OVALE - Single Panel H-1500 x W-413mm

Pipe Centres 503mm  
BTU Δ50° 1434  
BTU Δ70° 2241

- **Anthracite**  
HO15413SA €282.00
- **White**  
HO15413SW €282.00
- **Bespoke Colour Finish**  
HO15413SRAL €528.00

#### OVALE - Single Panel H-1500 x W-472mm

Pipe Centres 562mm  
BTU Δ50° 1640  
BTU Δ70° 2562

- **Anthracite**  
HO15472SA €318.00
- **White**  
HO15472SW €318.00
- **Bespoke Colour Finish**  
HO15472SRAL €600.00

#### OVALE - Single Panel H-1500 x W-531mm

Pipe Centres 621mm  
BTU Δ50° 1843  
BTU Δ70° 2880

- **Anthracite**  
HO15531SA €348.00
- **White**  
HO15531SW €348.00
- **Bespoke Colour Finish**  
HO15531SRAL €660.00

#### OVALE - Single Panel H-1800 x W-236mm

Pipe Centres 326mm  
BTU Δ50° 1313  
BTU Δ70° 2051

- **Anthracite**  
HO18236SA €219.00
- **White**  
HO18236SW €219.00
- **Bespoke Colour Finish**  
HO18236SRAL €400.00

#### OVALE - Single Panel H-1800 x W-295mm

Pipe Centres 385mm  
BTU Δ50° 1586  
BTU Δ70° 2478

- **Anthracite**  
HO18295SA €250.00
- **White**  
HO18295SW €250.00
- **Bespoke Colour Finish**  
HO18295SRAL €495.00

#### OVALE - Single Panel H-1800 x W-354mm

Pipe Centres 444mm  
BTU Δ50° 2022  
BTU Δ70° 3160

- **Anthracite**  
HO18354SA €282.00
- **White**  
HO18354SW €282.00
- **Bespoke Colour Finish**  
HO18354SRAL €528.00

#### OVALE - Single Panel H-1800 x W-413mm

Pipe Centres 503mm  
BTU Δ50° 2356  
BTU Δ70° 3682

- **Anthracite**  
HO18413SA €318.00
- **White**  
HO18413SW €318.00
- **Bespoke Colour Finish**  
HO18413SRAL €600.00

#### OVALE - Single Panel H-1800 x W-472mm

Pipe Centres 562mm  
BTU Δ50° 2694  
BTU Δ70° 4209

- **Anthracite**  
HO18472SA €375.00
- **White**  
HO18472SW €375.00
- **Bespoke Colour Finish**  
HO18472SRAL €672.00

#### OVALE - Single Panel H-1800 x W-531mm

Pipe Centres 621mm  
BTU Δ50° 3028  
BTU Δ70° 4731

- **Anthracite**  
HO18531SA €413.00
- **White**  
HO18531SW €413.00
- **Bespoke Colour Finish**  
HO18531SRAL €738.00



Images for illustrative purposes only. Colours may vary due to the restrictions of lighting and print reproduction.



Projection from wall to front: 102mm  
Distance from Wall to Pipe Centres: 65mm  
Note: Pipe centres for radiators subject to +/- 5mm tolerance.  
Note: To convert Δ50° output to a Δ30° see page 131 for more details.

# OVALE

RAL COLOUR  
FINISH  
AVAILABLE  
See page 32 for details

**MILD STEEL**  
**SINGLE PANEL - HORIZONTAL**



Ovale radiator in 9005 Jet Black finish



Images for illustrative purposes only. Colours may vary due to the restrictions of lighting and print reproduction.

## HORIZONTAL

**OVALE - Single Panel**  
H-550 x W-413mm

Pipe Centres 503mm  
BTU Δ50° 914  
BTU Δ70° 1428

● **Anthracite**  
HO55413SA €175.00

○ **White**  
HO55413SW €175.00

● **Bespoke Colour Finish**  
HO55413SRAL €350.00

**OVALE - Single Panel**  
H-550 x W-590mm

Pipe Centres 680mm  
BTU Δ50° 942  
BTU Δ70° 1471

● **Anthracite**  
HO55590SA €219.00

○ **White**  
HO55590SW €219.00

● **Bespoke Colour Finish**  
HO55590SRAL €450.00

**OVALE - Single Panel**  
H-550 x W-826mm

Pipe Centres 916mm  
BTU Δ50° 1883  
BTU Δ70° 2943

● **Anthracite**  
HO55826SA €288.00

○ **White**  
HO55826SW €288.00

● **Bespoke Colour Finish**  
HO55826SRAL €528.00

**OVALE - Single Panel**  
H-550 x W-1003mm

Pipe Centres 1093mm  
BTU Δ50° 2287  
BTU Δ70° 3573

● **Anthracite**  
HO551003SA €300.00

○ **White**  
HO551003SW €300.00

● **Bespoke Colour Finish**  
HO551003SRAL €665.00

**OVALE - Single Panel**  
H-550 x W-1180mm

Pipe Centres 1270mm  
BTU Δ50° 2690  
BTU Δ70° 4204

● **Anthracite**  
HO551180SA €388.00

○ **White**  
HO551180SW €388.00

● **Bespoke Colour Finish**  
HO551180SRAL €770.00

**OVALE - Single Panel**  
H-550 x W-1416mm

Pipe Centres 1506mm  
BTU Δ50° 3229  
BTU Δ70° 5045

● **Anthracite**  
HO551416SA €500.00

○ **White**  
HO551416SW €500.00


● **Bespoke Colour Finish**  
HO551416SRAL €890.00



Projection from wall to front: 102mm  
Distance from Wall to Pipe Centres: 65mm  
Note: Pipe centres for radiators subject to +/- 5mm tolerance.  
Note: To convert Δ50° output to a Δ30° see page 131 for more details.

# OVALE

MILD STEEL  
DOUBLE PANEL - VERTICAL



## VERTICAL

### OVALE - Double Panel H-1500 x W-236mm

Pipe Centres 326mm  
BTU Δ50° 1599  
BTU Δ70° 2499

- Anthracite  
HO15236DA €312.00
- White  
HO15236DW €312.00
- Bespoke Colour Finish  
HO15236DRAL €520.00

### OVALE - Double Panel H-1500 x W-295mm

Pipe Centres 385mm  
BTU Δ50° 2080  
BTU Δ70° 3250

- Anthracite  
HO15295DA €375.00
- White  
HO15295DW €375.00
- Bespoke Colour Finish  
HO15295DRAL €635.00

### OVALE - Double Panel H-1500 x W-354mm

Pipe Centres 444mm  
BTU Δ50° 2553  
BTU Δ70° 3989

- Anthracite  
HO15354DA €412.00
- White  
HO15354DW €412.00
- Bespoke Colour Finish  
HO15354DRAL €725.00

### OVALE - Double Panel H-1500 x W-413mm

Pipe Centres 503mm  
BTU Δ50° 2978  
BTU Δ70° 4654

- Anthracite  
HO15413DA €450.00
- White  
HO15413DW €450.00
- Bespoke Colour Finish  
HO15413DRAL €850.00

### OVALE - Double Panel H-1500 x W-472mm

Pipe Centres 562mm  
BTU Δ50° 3404  
BTU Δ70° 5318

- Anthracite  
HO15472DA €500.00
- White  
HO15472DW €500.00
- Bespoke Colour Finish  
HO15472DRAL €940.00

### OVALE - Double Panel H-1500 x W-531mm

Pipe Centres 621mm  
BTU Δ50° 3829  
BTU Δ70° 5983

- Anthracite  
HO15531DA €550.00
- White  
HO15531DW €550.00
- Bespoke Colour Finish  
HO15531DRAL €1030.00

### OVALE - Double Panel H-1800 x W-236mm

Pipe Centres 326mm  
BTU Δ50° 2796  
BTU Δ70° 4369

- Anthracite  
HO18236DA €345.00
- White  
HO18236DW €345.00
- Bespoke Colour Finish  
HO18236DRAL €595.00

### OVALE - Double Panel H-1800 x W-295mm

Pipe Centres 385mm  
BTU Δ50° 3495  
BTU Δ70° 5461

- Anthracite  
HO18295DA €412.00
- White  
HO18295DW €412.00
- Bespoke Colour Finish  
HO18295DRAL €740.00

### OVALE - Double Panel H-1800 x W-354mm

Pipe Centres 444mm  
BTU Δ50° 4194  
BTU Δ70° 6554

- Anthracite  
HO18354DA €475.00
- White  
HO18354DW €475.00
- Bespoke Colour Finish  
HO18354DRAL €860.00

### OVALE - Double Panel H-1800 x W-413mm

Pipe Centres 503mm  
BTU Δ50° 4893  
BTU Δ70° 7646

- Anthracite  
HO18413DA €538.00
- White  
HO18413DW €538.00
- Bespoke Colour Finish  
HO18413DRAL €975.00

### OVALE - Double Panel H-1800 x W-472mm

Pipe Centres 562mm  
BTU Δ50° 5592  
BTU Δ70° 8738

- Anthracite  
HO18472DA €605.00
- White  
HO18472DW €605.00
- Bespoke Colour Finish  
HO18472DRAL €1090.00

### OVALE - Double Panel H-1800 x W-531mm

Pipe Centres 621mm  
BTU Δ50° 6291  
BTU Δ70° 9830

- Anthracite  
HO18531DA €660.00
- White  
HO18531DW €660.00
- Bespoke Colour Finish  
HO18531DRAL €1200.00

## TOWEL RAILS

### SHORT TOWEL RAIL\* NEW H-40mm x W-280mm

- Anthracite  
HCONSA €70.00
- White  
HCONSW €70.00
- Bespoke Colour Finish  
HCONSRAL €95.00


### LONG TOWEL RAIL\*\* NEW H-40mm x W-410mm

- Anthracite  
HCONLA €80.00
- White  
HCONLW €80.00
- Bespoke Colour Finish  
HCONLRAL €100.00

\*Compatible only on radiators up to 280mm  
\*\* Compatible from 280mm onwards



Images for illustrative purposes only. Colours may vary due to the restrictions of lighting and print reproduction.



Projection from wall to front: 102mm  
Distance from Wall to Pipe Centres: 65mm  
Note: Pipe centres for radiators subject to +/- 5mm tolerance.  
Note: To convert Δ50° output to a Δ30° see page 131 for more details.

# OVALE

RAL COLOUR  
FINISH  
AVAILABLE  
See page 32 for details

MILD STEEL  
DOUBLE PANEL - HORIZONTAL



## HORIZONTAL

**OVALE - Double Panel**  
H-550 x W-413mm

Pipe Centres 503mm  
BTU Δ50° 1861  
BTU Δ70° 2908

- Anthracite  
HO55413DA €238.00
- White  
HO55413DW €237.00
- Bespoke Colour Finish  
HO55413DRAL €435.00

**OVALE - Double Panel**  
H-550 x W-590mm

Pipe Centres 680mm  
BTU Δ50° 2690  
BTU Δ70° 4204

- Anthracite  
HO55590DA €312.00
- White  
HO55590DW €312.00
- Bespoke Colour Finish  
HO55590DRAL €575.00

**OVALE - Double Panel**  
H-550 x W-826mm

Pipe Centres 916mm  
BTU Δ50° 3723  
BTU Δ70° 5817

- Anthracite  
HO55826DA €463.00
- White  
HO55826DW €463.00
- Bespoke Colour Finish  
HO55826DRAL €800.00

**OVALE - Double Panel**  
H-550 x W-1003mm

Pipe Centres 1093mm  
BTU Δ50° 4521  
BTU Δ70° 7063

- Anthracite  
HO551003DA €530.00
- White  
HO551003DW €530.00
- Bespoke Colour Finish  
HO551003DRAL €960.00

**OVALE - Double Panel**  
H-550 x W-1180mm

Pipe Centres 1270mm  
BTU Δ50° 5318  
BTU Δ70° 8310

- Anthracite  
HO551180DA €612.00
- White  
HO551180DW €612.00
- Bespoke Colour Finish  
HO551180DRAL €1080.00

**OVALE - Double Panel**  
H-550 x W-1416mm

Pipe Centres 1506mm  
BTU Δ50° 6382  
BTU Δ70° 9972

- Anthracite  
HO551416DA €720.00
- White  
HO551416DW €720.00
- Bespoke Colour Finish  
HO551416DRAL €1370.00



Images for illustrative purposes only. Colours may vary due to the restrictions of lighting and print reproduction.



Projection from wall to front: 102mm  
Distance from Wall to Pipe Centres: 65mm  
Note: Pipe centres for radiators subject to +/- 5mm tolerance.  
Note: To convert Δ50° output to a Δ30° see page 131 for more details.

# DELOS

MILD STEEL  
LADDER FUSION



## VERTICAL FUSION

### DELOS

1200 x 500  
H-1200 x W-500 x D-70

Pipe Centres 450mm  
Pipe Centres from Wall 60-70mm  
BTU  $\Delta 50^\circ$  1940  
BTU  $\Delta 70^\circ$  2450

● White & Chrome  
DEL12050WCP €420.00

### DELOS

1500 x 500  
H-1500 x W-500 x D-70

Pipe Centres 450mm  
Pipe Centres from Wall 60-70mm  
BTU  $\Delta 50^\circ$  2181  
BTU  $\Delta 70^\circ$  2750

● White & Chrome  
DEL15050WCP €510.00



Images for illustrative purposes only. Colours may vary due to the restrictions of lighting and print reproduction.



Projection from wall to front: 110mm  
Distance from Wall to Pipe Centres: 60-70mm  
Note: Pipe centres for radiators subject to +/- 5mm tolerance.  
Note: To convert  $\Delta 50^\circ$  output to a  $\Delta 30^\circ$  see page 131 for more details.

# BELIEZA


RAL COLOUR  
FINISH  
AVAILABLE  
See page 32 for details

## MILD STEEL


A unique and bold design, the Belieza heated towel rail brings a touch of class to any bathroom enhanced by its unusual flat tube design. A step up from conventional towel rails, it adds a little something different to any project.



Images for illustrative purposes only. Colours may vary due to the restrictions of lighting and print reproduction.



Images for illustrative purposes only. Colours may vary due to the restrictions of lighting and print reproduction.



Projection from wall to front: 95mm  
Distance from Wall to Pipe Centres: 65mm  
Note: Pipe centres for radiators subject to +/- 5mm tolerance.  
Note: To convert  $\Delta 50^\circ$  output to a  $\Delta 30^\circ$  see page 131 for more details.



# BELIEZA

**RAL COLOUR FINISH AVAILABLE**  
See page 32 for details

## MILD STEEL

A unique and bold design, the Belieza heated towel rail brings a touch of class to any bathroom enhanced by its unusual flat tube design. A step up from conventional towel rails, it adds a little something different to any project.



**BELIEZA**  
H-1200 x W-500mm  
Pipe Centres 450mm  
BTU Δ50° 1337  
BTU Δ70° 2059

- **Chrome**  
BELI1250 €588.00
- **Brushed Brass**  
BELI1250BB €798.00
- **Gunmetal Grey**  
BELI1250GM €798.00
- **Country Bronze**  
BELI1250CB €798.00

**BELIEZA**  
H-900 x W-500mm  
Pipe Centres 450mm  
BTU Δ50° 948  
BTU Δ70° 1460


- **Chrome**  
BELI9050 €456.00
- **Brushed Brass**  
BELI9050BB €624.00
- **Gunmetal Grey**  
BELI9050GM €624.00
- **Country Bronze**  
BELI9050CB €624.00

**BELIEZA**  
H-1200 x W-500mm  
Pipe Centres 450mm  
BTU Δ50° 1824  
BTU Δ70° 2809

- **White**  
BELI1250MW €396.00
- **Carbon**  
BELI1250C €396.00
- **Matt Black Sparkle**  
BELI1250MB €396.00
- **Bespoke Colour Finish**  
BELI1250RAL €684.00

**BELIEZA**  
H-900 x W-500mm  
Pipe Centres 450mm  
BTU Δ50° 1292  
BTU Δ70° 1990

- **White**  
BELI9050MW €318.00
- **Carbon**  
BELI9050C €318.00
- **Matt Black Sparkle**  
BELI9050MB €318.00
- **Bespoke Colour Finish**  
BELI9050RAL €558.00

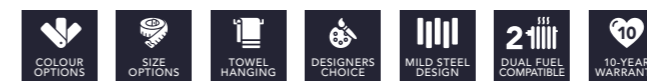


Images for illustrative purposes only. Colours may vary due to the restrictions of lighting and print reproduction.

Images for illustrative purposes only. Colours may vary due to the restrictions of lighting and print reproduction.



Projection from wall to front: 95mm  
Distance from Wall to Pipe Centres: 65mm  
Note: Pipe centres for radiators subject to +/- 5mm tolerance.  
Note: To convert Δ50° output to a Δ30° see page 131 for more details.



# CALIDA

MILD STEEL

The funky modern design of the Calida makes a bold statement to compliment any bathroom. Designed for the modern environment, its wraparound flat bars offer plenty of space to gently warm your towels.



Images for illustrative purposes only. Colours may vary due to the restrictions of lighting and print reproduction.

**CALIDA**  
 H-1200 x W-500mm  
 Pipe Centres 300mm  
 BTU  $\Delta 50^\circ$  2506  
 BTU  $\Delta 70^\circ$  3860

---

● **Carbon**  
 CLAD12050C €612.00



Images for illustrative purposes only. Colours may vary due to the restrictions of lighting and print reproduction.

**CALIDA**  
 H-850 x W-500mm  
 Pipe Centres 300mm  
 BTU  $\Delta 50^\circ$  1821  
 BTU  $\Delta 70^\circ$  2804

---

● **Carbon**  
 CLAD8550C €474.00



Projection from wall to front: 155mm  
 Distance from Wall to Pipe Centres: 65mm  
 Note: Pipe centres for radiators subject to +/- 5mm tolerance.  
 Note: To convert  $\Delta 50^\circ$  output to a  $\Delta 30^\circ$  see page 131 for more details.



# CLEO

## MILD STEEL

This high-performing designer towel warmer is the perfect blend of excellent functionality and elegant design, offering not only the luxury of warm towels but also keeping your space cosy with substantial heat output.

A flat/straight design with crisp clean lines, available in a range of sizes and colours.



**CLEO**  
H-800 x W-500mm

Pipe Centres	455mm
BTU Δ50°	818
BTU Δ70°	1260

---

● **Chrome**  
HDRCLE85CH    **€270.00**

**CLEO**  
H-1200 x W-500mm

Pipe Centres	455mm
BTU Δ50°	1193
BTU Δ70°	1837

---

● **Chrome**  
HDRCLE125CH    **€350.00**

**CLEO**  
H-1600 x W-500mm

Pipe Centres	455mm
BTU Δ50°	1565
BTU Δ70°	2410

---

● **Chrome**  
HDRCLE165CH    **€430.00**

**CLEO**  
H-800 x W-500mm

Pipe Centres	455mm
BTU Δ50°	1217
BTU Δ70°	1874

---

● **Matt Black**  
HDRCLE85MB    **€200.00**

---

● **Anthracite**  
HDRCLE85AN    **€200.00**

**CLEO**  
H-1200 x W-500mm

Pipe Centres	455mm
BTU Δ50°	1770
BTU Δ70°	2726

---

● **Matt Black**  
HDRCLE125MB    **€270.00**

---

● **Anthracite**  
HDRCLE125AN    **€270.00**

**CLEO**  
H-1600 x W-500mm

Pipe Centres	455mm
BTU Δ50°	2326
BTU Δ70°	3582

---

● **Matt Black**  
HDRCLE165MB    **€320.00**

---

● **Anthracite**  
HDRCLE165AN    **€320.00**

**CLEO**  
H-800 x W-600mm

Pipe Centres	555mm
BTU Δ50°	944
BTU Δ70°	1454

---

● **Chrome**  
HDRCLE86CH    **€280.00**

**CLEO**  
H-1200 x W-600mm

Pipe Centres	555mm
BTU Δ50°	1377
BTU Δ70°	2121

---

● **Chrome**  
HDRCLE126CH    **€380.00**

**CLEO**  
H-1600 x W-600mm

Pipe Centres	555mm
BTU Δ50°	1807
BTU Δ70°	2783

---

● **Chrome**  
HDRCLE166CH    **€440.00**

**CLEO**  
H-800 x W-600mm

Pipe Centres	555mm
BTU Δ50°	1405
BTU Δ70°	2164

---

● **Matt Black**  
HDRCLE86MB    **€220.00**

---

● **Anthracite**  
HDRCLE86AN    **€220.00**

**CLEO**  
H-1200 x W-600mm

Pipe Centres	555mm
BTU Δ50°	2046
BTU Δ70°	3151

---

● **Matt Black**  
HDRCLE126MB    **€300.00**

---

● **Anthracite**  
HDRCLE126AN    **€300.00**

**CLEO**  
H-1600 x W-600mm

Pipe Centres	555mm
BTU Δ50°	2684
BTU Δ70°	4133

---

● **Matt Black**  
HDRCLE166MB    **€330.00**

---

● **Anthracite**  
HDRCLE166AN    **€330.00**



Images for illustrative purposes only. Colours may vary due to the restrictions of lighting and print reproduction.



Projection from wall to front: 125-140mm  
 Distance from Wall to Pipe Centres: 85-100mm  
 Note: Pipe centres for radiators subject to +/- 5mm tolerance.  
 Note: To convert Δ50° output to a Δ30° see page 131 for more details.

# ALUMINIUM COLLECTION

## RAIDEN

The RAIDEN ultra-modern double panel design offers a stylish and unique look that brings life to any home. This aluminium radiator is one of our most energy efficient meaning it is kinder to the environment.

## KAMARI

The perfect choice for any home, the Kamari aluminium radiator provides excellent durability without compromising on style. This sleek design comes in a double and single panel options across a wide range of selections.



Raiden 1800 x 375mm Black Radiator with Brushed Brass Towel Rails

*Images for illustrative purposes only. Colours may vary due to the restrictions of lighting and print reproduction.*

# RAIDEN

## ALUMINIUM DOUBLE PANEL - VERTICAL

The Raiden ultra-modern double panel design offers a stylish and unique look that brings life to any home. This aluminium radiator is one of our most energy efficient meaning it is kinder to the environment.

### RAIDEN - Double Panel H-1800 x W-185mm

Pipe Centres 275mm  
BTU  $\Delta 50^\circ$  2950  
BTU  $\Delta 70^\circ$  4542

● Carbon	RDB1800185C	€444.00
● Matt Black	RDB1800185B	€444.00
○ White	RDB1800185W	€444.00

### RAIDEN - Double Panel H-1800 x W-280mm

Pipe Centres 370mm  
BTU  $\Delta 50^\circ$  4423  
BTU  $\Delta 70^\circ$  6811

● Carbon	RDB1800280C	€690.00
● Matt Black	RDB1800280B	€690.00
○ White	RDB1800280W	€690.00

### RAIDEN - Double Panel H-1800 x W-375mm

Pipe Centres 465mm  
BTU  $\Delta 50^\circ$  5882  
BTU  $\Delta 70^\circ$  9059

● Carbon	RDB1800375C	€864.00
● Matt Black	RDB1800375B	€864.00
○ White	RDB1800375W	€864.00

### RAIDEN - Double Panel H-1800 x W470mm

Pipe Centres 560mm  
BTU  $\Delta 50^\circ$  7372  
BTU  $\Delta 70^\circ$  11354

● Carbon	RDB1800470C	€1039.50
● Matt Black	RDB1800470B	€1039.50
○ White	RDB1800470	€1039.50

### RAIDEN - Double Panel H-1800 x W-560mm

Pipe Centres 650mm  
BTU  $\Delta 50^\circ$  8846  
BTU  $\Delta 70^\circ$  13622

● Carbon	RDB1800560C	€1210.00
● Matt Black	RDB1800560B	€1210.00
○ White	RDB1800560W	€1210.00


Images for illustrative purposes only. Colours may vary due to the restrictions of lighting and print reproduction.



1800 x 375mm Black Radiator with Brushed Brass Towel Rail



1800 x 280mm Anthracite Radiator with Chrome Towel Rail



Images for illustrative purposes only. Colours may vary due to the restrictions of lighting and print reproduction.

### RAIDEN - Towel Rail H-60 x W-227mm

● Chrome	TWRL185	€72.00
● Brushed Brass	TWRL185BB	€78.00

### RAIDEN - Towel Rail H-60 x W-320mm

● Chrome	UNITR280	€79.00
● Brushed Brass	UNITR280BB	€83.00

### RAIDEN - Towel Rail H-60 x W-415mm

● Chrome	UNITR375	€83.00
● Brushed Brass	UNITR375BB	€90.00

### RAIDEN - Towel Rail H-60 x W-510mm

● Chrome	UNITR470	€90.00
● Brushed Brass	UNITR470BB	€95.00

### RAIDEN - Towel Rail H-60 x W-600mm

● Chrome	UNITR560	€95.00
● Brushed Brass	UNITR560BB	€100.00



Projection from wall to front: 117mm  
Distance from Wall to Pipe Centres: 75mm  
Note: Pipe centres for radiators subject to +/- 5mm tolerance.  
Note: To convert  $\Delta 50^\circ$  output to a  $\Delta 30^\circ$  see page 131 for more details.



# KAMARI

## ALUMINIUM SINGLE PANEL - VERTICAL

The perfect choice for any home, the Kamari aluminium radiator provides excellent durability without compromising on style. This sleek design comes in a double and single panel options across a wide range of selections.



Images for illustrative purposes only.  
Colours may vary due to the restrictions of lighting and print reproduction.

### VERTICAL

#### KAMARI - Single Panel H-1800 x W-280mm

Pipe Centres 370mm  
BTU  $\Delta 50^\circ$  2809  
BTU  $\Delta 70^\circ$  4354

- Anthracite  
KMRI180028AS €420.00
- White  
KMRI180028WS €420.00

#### KAMARI - Single Panel H-1800 x W-470mm

Pipe Centres 560mm  
BTU  $\Delta 50^\circ$  4682  
BTU  $\Delta 70^\circ$  7257

- Anthracite  
KMRI180047AS €660.00
- White  
KMRI180047WS €660.00

#### KAMARI - Single Panel H-1800 x W-375mm

Pipe Centres 465mm  
BTU  $\Delta 50^\circ$  3746  
BTU  $\Delta 70^\circ$  5806

- Anthracite  
KMRI180037AS €540.00
- White  
KMRI180037WS €540.00

#### KAMARI - Single Panel H-1800 x W-565mm

Pipe Centres 655mm  
BTU  $\Delta 50^\circ$  5618  
BTU  $\Delta 70^\circ$  8708

- Anthracite  
KMRI180056AS €816.00
- White  
KMRI180056WS €816.00



Images for illustrative purposes only.  
Colours may vary due to the restrictions of lighting and print reproduction.



Projection from wall to front: 65mm  
Distance from Wall to Pipe Centres: 34mm  
Note: Pipe centres for radiators subject to +/- 5mm tolerance.  
Note: To convert  $\Delta 50^\circ$  output to a  $\Delta 30^\circ$  see page 131 for more details.

# KAMARI

## ALUMINIUM SINGLE PANEL - HORIZONTAL



Images for illustrative purposes only. Colours may vary due to the restrictions of lighting and print reproduction.

### HORIZONTAL

#### KAMARI - Single Panel H-600 x W-660mm

Pipe Centres 750mm  
BTU  $\Delta 50^\circ$  2186  
BTU  $\Delta 70^\circ$  3388

- Anthracite  
KMRI060066AS €456.00
- White  
KMRI060066WS €456.00

#### KAMARI - Single Panel H-600 x W-1230mm

Pipe Centres 1320mm  
BTU  $\Delta 50^\circ$  4058  
BTU  $\Delta 70^\circ$  6290

- Anthracite  
KMRI060123AS €816.00
- White  
KMRI060123WS €816.00

#### KAMARI - Single Panel H-600 x W-850mm

Pipe Centres 940mm  
BTU  $\Delta 50^\circ$  2810  
BTU  $\Delta 70^\circ$  4356

- Anthracite  
KMRI060085AS €600.00
- White  
KMRI060085WS €600.00

#### KAMARI - Single Panel H-600 x W-1420mm

Pipe Centres 1510mm  
BTU  $\Delta 50^\circ$  4683  
BTU  $\Delta 70^\circ$  7259

- Anthracite  
KMRI060142AS €954.00
- White  
KMRI060142WS €954.00

#### KAMARI - Single Panel H-600 x W-1040mm

Pipe Centres 1130mm  
BTU  $\Delta 50^\circ$  3434  
BTU  $\Delta 70^\circ$  5322

- Anthracite  
KMRI060104AS €708.00
- White  
KMRI060104WS €708.00



Images for illustrative purposes only. Colours may vary due to the restrictions of lighting and print reproduction.



Projection from wall to front: 65mm  
Distance from Wall to Pipe Centres: 34mm  
Note: Pipe centres for radiators subject to +/- 5mm tolerance.  
Note: To convert  $\Delta 50^\circ$  output to a  $\Delta 30^\circ$  see page 131 for more details.

# KAMARI

ALUMINIUM  
DOUBLE PANEL - VERTICAL

## VERTICAL

**KAMARI - Double Panel**  
H-1800 x W-280mm

Pipe Centres 370mm  
BTU  $\Delta 50^\circ$  4326  
BTU  $\Delta 70^\circ$  6706

● **Anthracite**  
KMRI180028AD €690.00

○ **White**  
KMRI180028WD €690.00

**KAMARI - Double Panel**  
H-1800 x W-470mm

Pipe Centres 560mm  
BTU  $\Delta 50^\circ$  7210  
BTU  $\Delta 70^\circ$  11176

● **Anthracite**  
KMRI180047AD €1038.00

○ **White**  
KMRI180047WD €1038.00

**KAMARI - Double Panel**  
H-1800 x W-375mm

Pipe Centres 465mm  
BTU  $\Delta 50^\circ$  5768  
BTU  $\Delta 70^\circ$  8941

● **Anthracite**  
KMRI180037AD €864.00

○ **White**  
KMRI180037WD €864.00

**KAMARI - Double Panel**  
H-1800 x W-565mm

Pipe Centres 655mm  
BTU  $\Delta 50^\circ$  8652  
BTU  $\Delta 70^\circ$  13410

● **Anthracite**  
KMRI180056AD €1200.00

○ **White**  
KMRI180056WD €1200.00



## TOWEL RAILS\*

**Universal Towel Rail**  
H-60 x W-227mm

● **Chrome**  
TWRL185 €72.00

● **Brushed Brass**  
TWRL185BB €78.00

**Universal Towel Rail**  
H-60 x W-320mm

● **Chrome**  
UNITR280 €79.00

● **Brushed Brass**  
UNITR280BB €83.00

**Universal Towel Rail**  
H-60 x W-415mm

● **Chrome**  
UNITR375 €83.00

● **Brushed Brass**  
UNITR375BB €90.00

**Universal Towel Rail**  
H-60 x W-510mm

● **Chrome**  
UNITR470 €90.00

● **Brushed Brass**  
UNITR470BB €95.00

**Universal Towel Rail**  
H-60 x W-600mm

● **Chrome**  
UNITR560 €95.00

● **Brushed Brass**  
UNITR560BB €100.00

\*Towel rail only suitable with double panel vertical radiators



Images for illustrative purposes only. Colours may vary due to the restrictions of lighting and print reproduction.



Projection from wall to front: 86mm  
Distance from Wall to Pipe Centres: 55mm  
Note: Pipe centres for radiators subject to +/- 5mm tolerance.  
Note: To convert  $\Delta 50^\circ$  output to a  $\Delta 30^\circ$  see page 131 for more details.

# KAMARI

## ALUMINIUM DOUBLE PANEL - HORIZONTAL



Images for illustrative purposes only. Colours may vary due to the restrictions of lighting and print reproduction.

### HORIZONTAL

#### KAMARI - Double Panel H-600 x W-660mm

Pipe Centres 750mm  
BTU  $\Delta 50^\circ$  3366  
BTU  $\Delta 70^\circ$  5218

- Anthracite  
KMRI060066AD €660.00
- White  
KMRI060066WD €660.00

#### KAMARI - Double Panel H-600 x W-850mm

Pipe Centres 940mm  
BTU  $\Delta 50^\circ$  4328  
BTU  $\Delta 70^\circ$  6708

- Anthracite  
KMRI060085AD €852.00
- White  
KMRI060085WD €852.00

#### KAMARI - Double Panel H-600 x W-1040mm

Pipe Centres 1130mm  
BTU  $\Delta 50^\circ$  5288  
BTU  $\Delta 70^\circ$  8196

- Anthracite  
KMRI060104AD €1020.00
- White  
KMRI060104WD €1020.00

#### KAMARI - Double Panel H-600 x W-1230mm

Pipe Centres 1320mm  
BTU  $\Delta 50^\circ$  6250  
BTU  $\Delta 70^\circ$  9687

- Anthracite  
KMRI060123AD €1176.00
- White  
KMRI060123WD €1176.00

#### KAMARI - Double Panel H-600 x W-1420mm

Pipe Centres 1510mm  
BTU  $\Delta 50^\circ$  7212  
BTU  $\Delta 70^\circ$  11179

- Anthracite  
KMRI060142AD €1368.00
- White  
KMRI060142WD €1368.00



Images for illustrative purposes only. Colours may vary due to the restrictions of lighting and print reproduction.



Projection from wall to front: 86mm  
Distance from Wall to Pipe Centres: 55mm  
Note: Pipe centres for radiators subject to +/- 5mm tolerance.  
Note: To convert  $\Delta 50^\circ$  output to a  $\Delta 30^\circ$  see page 131 for more details.

# HEATED TOWEL RAIL COLLECTION

## HILLTOP DESIGNER HD25

A high performing towel warmer to suit any bathroom project. Both straight and curved options available with an impressive selection of colours including; Brushed Brass, Chrome, White, Matt Black and Anthracite.

## HILLTOP DESIGNER HD22

Introducing a superior towel warmer crafted with premium 22mm cross bars, designed to enhance any bathroom project with its exceptional performance. Available in both sleek straight and elegant curved designs, this luxurious radiator is finished in high-gloss chrome and offered in a variety of sizes to perfectly complement your space.



Hilltop Designer HD22 Heated Towel Rail

*Images for illustrative purposes only. Colours may vary due to the restrictions of lighting and print reproduction.*

# HILLTOP DESIGNER HD25

## TOWEL BAR RADIATOR

A high performing towel warmer with 25mm cross bars to suit any bathroom project. Both straight and curved options available with an impressive selection of colours including; Brushed Brass, Chrome, White, Matt Black and Anthracite.

## CHROME - CURVED

### H-800 x W-500mm

Pipe Centres 450mm  
BTU  $\Delta 50^\circ$  880  
BTU  $\Delta 70^\circ$  1356

● **Chrome**  
HD258050CC €161.00

### H-800 x W-600mm

Pipe Centres 550mm  
BTU  $\Delta 50^\circ$  1010  
BTU  $\Delta 70^\circ$  1556

● **Chrome**  
HD258060CC €163.00

### H-1200 x W-500mm

Pipe Centres 450mm  
BTU  $\Delta 50^\circ$  1321  
BTU  $\Delta 70^\circ$  2034

● **Chrome**  
HD2512050CC €182.00

### H-1200 x W-600mm

Pipe Centres 550mm  
BTU  $\Delta 50^\circ$  1515  
BTU  $\Delta 70^\circ$  2334

● **Chrome**  
HD2512060CC €192.00

### H-1800 x W-500mm

Pipe Centres 450mm  
BTU  $\Delta 50^\circ$  1962  
BTU  $\Delta 70^\circ$  3021

● **Chrome**  
HD2518050CC €288.00

### H-1800 x W-600mm

Pipe Centres 550mm  
BTU  $\Delta 50^\circ$  2249  
BTU  $\Delta 70^\circ$  3463

● **Chrome**  
HD2518060CC €294.00



Images for illustrative purposes only. Colours may vary due to the restrictions of lighting and print reproduction.



Projection from wall to front: 85-115mm (+/- 5mm)  
Distance from Wall to Pipe Centres: 58-85mm (+/- 5mm)  
**Note:** These radiators are Dual Fuel Compatible see page 120 for more details.  
To convert  $\Delta 50^\circ$  output to a  $\Delta 30^\circ$  see page 131 for more details.

# HILLTOP DESIGNER HD25

## TOWEL BAR RADIATOR

A high performing towel warmer with 25mm cross bars to suit any bathroom project. Both straight and curved options available with an impressive selection of colours including; Brushed Brass, Chrome, White, Matt Black and Anthracite.



## CHROME - FLAT

### H-600 x W-300mm

Pipe Centres 250mm  
BTU  $\Delta 50^\circ$  439  
BTU  $\Delta 70^\circ$  680

● **Chrome**  
HD2560300CF €150.00

### H-800 x W-400mm

Pipe Centres 350mm  
BTU  $\Delta 50^\circ$  668  
BTU  $\Delta 70^\circ$  1035

● **Chrome**  
HD2580400CF €155.00

### H-800 x W-500mm

Pipe Centres 450mm  
BTU  $\Delta 50^\circ$  880  
BTU  $\Delta 70^\circ$  1356

● **Chrome**  
HD2580500CF €157.00

### H-800 x W-600mm

Pipe Centres 550mm  
BTU  $\Delta 50^\circ$  1010  
BTU  $\Delta 70^\circ$  1556

● **Chrome**  
HD2580600CF €159.00

### H-800 x W-750mm

Pipe Centres 700mm  
BTU  $\Delta 50^\circ$  990  
BTU  $\Delta 70^\circ$  1534

● **Chrome**  
HD2580750CF €165.00

### H-1000 x W-400mm

Pipe Centres 350mm  
BTU  $\Delta 50^\circ$  973  
BTU  $\Delta 70^\circ$  1508

● **Chrome**  
HD2510400CF €168.00

### H-1000 x W-500mm

Pipe Centres 400mm  
BTU  $\Delta 50^\circ$  1110  
BTU  $\Delta 70^\circ$  1721

● **Chrome**  
HD2510050CF €175.00

### H-1000 x W-600mm

Pipe Centres 550mm  
BTU  $\Delta 50^\circ$  1200  
BTU  $\Delta 70^\circ$  1860

● **Chrome**  
HD2510060CF €180.00

### H-1200 x W-300mm

Pipe Centres 250mm  
BTU  $\Delta 50^\circ$  928  
BTU  $\Delta 70^\circ$  1438

● **Chrome**  
HD2512300CF €175.00

### H-1200 x W-400mm

Pipe Centres 350mm  
BTU  $\Delta 50^\circ$  1277  
BTU  $\Delta 70^\circ$  1980

● **Chrome**  
HD2512040CF €180.00

### H-1200 x W-450mm

Pipe Centres 350mm  
BTU  $\Delta 50^\circ$  1343  
BTU  $\Delta 70^\circ$  2082

● **Chrome**  
HD2512450CF €175.00

### H-1200 x W-500mm

Pipe Centres 450mm  
BTU  $\Delta 50^\circ$  1321  
BTU  $\Delta 70^\circ$  2034

● **Chrome**  
HD2512050CF €180.00

### H-1200 x W-600mm

Pipe Centres 550mm  
BTU  $\Delta 50^\circ$  1515  
BTU  $\Delta 70^\circ$  2334

● **Chrome**  
HD2512060CF €188.00

### H-1200 x W-750mm

Pipe Centres 700mm  
BTU  $\Delta 50^\circ$  1658  
BTU  $\Delta 70^\circ$  2570

● **Chrome**  
HD2512750CF €200.00

### H-1400 x W-500mm

Pipe Centres 450mm  
BTU  $\Delta 50^\circ$  1606  
BTU  $\Delta 70^\circ$  2489

● **Chrome**  
HD2514500CF €215.00

### H-1400 x W-600mm

Pipe Centres 550mm  
BTU  $\Delta 50^\circ$  1775  
BTU  $\Delta 70^\circ$  2752

● **Chrome**  
HD2514600CF €220.00

### H-1600 x W-300mm

Pipe Centres 250mm  
BTU  $\Delta 50^\circ$  1279  
BTU  $\Delta 70^\circ$  1982

● **Chrome**  
HD2516300CF €240.00

### H-1600 x W-450mm

Pipe Centres 400mm  
BTU  $\Delta 50^\circ$  1677  
BTU  $\Delta 70^\circ$  2600

● **Chrome**  
HD2516450CF €240.00

### H-1600 x W-500mm

Pipe Centres 450mm  
BTU  $\Delta 50^\circ$  1722  
BTU  $\Delta 70^\circ$  2652

● **Chrome**  
HD2516050CF €245.00

### H-1600 x W-600mm

Pipe Centres 550mm  
BTU  $\Delta 50^\circ$  1972  
BTU  $\Delta 70^\circ$  3037

● **Chrome**  
HD2516060CF €258.00

### H-1800 x W-400mm

Pipe Centres 350mm  
BTU  $\Delta 50^\circ$  1748  
BTU  $\Delta 70^\circ$  2710

● **Chrome**  
HD2518400CF €280.00

### H-1800 x W-500mm

Pipe Centres 450mm  
BTU  $\Delta 50^\circ$  1962  
BTU  $\Delta 70^\circ$  3021

● **Chrome**  
HD2518050CF €282.00

### H-1800 x W-600mm

Pipe Centres 550mm  
BTU  $\Delta 50^\circ$  2249  
BTU  $\Delta 70^\circ$  3463

● **Chrome**  
HD2518060CF €288.00

### H-1800 x W-750mm

Pipe Centres 700mm  
BTU  $\Delta 50^\circ$  2485  
BTU  $\Delta 70^\circ$  3852

● **Chrome**  
HD2518750CF €300.00



Images for illustrative purposes only. Colours may vary due to the restrictions of lighting and print reproduction.



Projection from wall to front: 65-85mm (+/- 5mm)  
Distance from Wall to Pipe Centres: 85-105mm (+/- 5mm)  
Note: These radiators are Dual Fuel Compatible see page 120 for more details.  
To convert  $\Delta 50^\circ$  output to a  $\Delta 30^\circ$  see page 131 for more details.

# HILLTOP DESIGNER HD25

TOWEL BAR RADIATOR  
BRUSHED BRASS & BRONZE - FLAT



## H-800 x W-500mm

Pipe Centres 450mm  
BTU  $\Delta 50^\circ$  1279  
BTU  $\Delta 70^\circ$  1969

● **Brushed Brass**  
HD258050FBB €289.00

● **Brushed Bronze**  
HD258050FBBNZ €289.00

## H-1200 x W-500mm

Pipe Centres 450mm  
BTU  $\Delta 50^\circ$  1596  
BTU  $\Delta 70^\circ$  2458

● **Brushed Brass**  
HD2512050FBB €399.00

● **Brushed Bronze**  
HD2512050FBBNZ €399.00

## H-1800 x W-500mm

Pipe Centres 450mm  
BTU  $\Delta 50^\circ$  2800  
BTU  $\Delta 70^\circ$  4311

● **Brushed Brass**  
HD2518050FBB €609.00

● **Brushed Bronze**  
HD2518050FBBNZ €609.00



Images for illustrative purposes only. Colours may vary due to the restrictions of lighting and print reproduction.

ANTHRACITE & MATT BLACK - FLAT



Images for illustrative purposes only. Colours may vary due to the restrictions of lighting and print reproduction.

## H-800 x W-400mm

Pipe Centres 350mm  
BTU  $\Delta 50^\circ$  975  
BTU  $\Delta 70^\circ$  1511

● **Anthracite**  
HD2580400AF €130.00

● **Matt Black**  
HD2580400BF €126.00

## H-1200 x W-400mm

Pipe Centres 350mm  
BTU  $\Delta 50^\circ$  1865  
BTU  $\Delta 70^\circ$  2890

● **Anthracite**  
HD2512040FA €175.00

● **Matt Black**  
HD2512400BF €175.00

## H-1800 x W-400mm

Pipe Centres 350mm  
BTU  $\Delta 50^\circ$  2570  
BTU  $\Delta 70^\circ$  3983

● **Anthracite**  
HD2518400AF €210.00

● **Matt Black**  
HD2518400BF €210.00

## H-800 x W-500mm

Pipe Centres 450mm  
BTU  $\Delta 50^\circ$  1338  
BTU  $\Delta 70^\circ$  2061

● **Anthracite**  
HD258050FA €132.00

● **Matt Black**  
HD258050FMB €132.00

## H-1200 x W-500mm

Pipe Centres 450mm  
BTU  $\Delta 50^\circ$  2008  
BTU  $\Delta 70^\circ$  3092

● **Anthracite**  
HD2512050FA €178.00

● **Matt Black**  
HD2512050FMB €178.00

## H-1800 x W-500mm

Pipe Centres 450mm  
BTU  $\Delta 50^\circ$  2982  
BTU  $\Delta 70^\circ$  4592

● **Anthracite**  
HD2518050FA €216.00

● **Matt Black**  
HD2518050FMB €216.00

## H-800 x W-600mm

Pipe Centres 550mm  
BTU  $\Delta 50^\circ$  1536  
BTU  $\Delta 70^\circ$  2365

● **Anthracite**  
HD258060FA €138.00

● **Matt Black**  
HD258060FMB €138.00

## H-1200 x W-600mm

Pipe Centres 550mm  
BTU  $\Delta 50^\circ$  2303  
BTU  $\Delta 70^\circ$  3547

● **Anthracite**  
HD2512060FA €185.00

● **Matt Black**  
HD2512060FMB €185.00

## H-1800 x W-600mm

Pipe Centres 550mm  
BTU  $\Delta 50^\circ$  3418  
BTU  $\Delta 70^\circ$  5264

● **Anthracite**  
HD2518060FA €222.00

● **Matt Black**  
HD2518060FMB €222.00



Projection from wall to front: 90mm (+/- 5mm)  
Distance from Wall to Pipe Centres: 75mm (+/- 5mm)  
Note: These radiators are Dual Fuel Compatible see page 120 for more details.  
To convert  $\Delta 50^\circ$  output to a  $\Delta 30^\circ$  see page 131 for more details.



Projection from wall to front: 85-105mm  
Distance from Wall to Pipe Centres: 65-85mm  
Note: These radiators are Dual Fuel Compatible see page 120 for more details.  
To convert  $\Delta 50^\circ$  output to a  $\Delta 30^\circ$  see page 131 for more details.

# HILLTOP DESIGNER HD25

**RAL COLOUR  
FINISH  
AVAILABLE**  
See page 32 for details

**TOWEL BAR RADIATOR**

**WHITE & BESPOKE COLOUR FINISH - FLAT**



*Images for illustrative purposes only. Colours may vary due to the restrictions of lighting and print reproduction.*

#### H-800 x W-500mm

Pipe Centres 450mm  
BTU Δ50° 1170  
BTU Δ70° 1814

**White**  
HD2518500WF €115.00

#### H-1200 x W-500mm

Pipe Centres 450mm  
BTU Δ50° 2008  
BTU Δ70° 3092

**White**  
HD2512050FW €128.00  
 **Bespoke Colour Finish**  
HD2512050FRAL €380.00

#### H-1800 x W-500mm

Pipe Centres 450mm  
BTU Δ50° 2982  
BTU Δ70° 4592

**White**  
HD2518050FW €186.00  
 **Bespoke Colour Finish**  
HD2518050FRAL €522.00

#### H-1200 x W-600mm

Pipe Centres 550mm  
BTU Δ50° 2303  
BTU Δ70° 3547

**White**  
HD2512060FW €133.00  
 **Bespoke Colour Finish**  
HD2512060FRAL €395.00

#### H-1800 x W-600mm

Pipe Centres 550mm  
BTU Δ50° 3418  
BTU Δ70° 5264

**White**  
HD2518060FW €202.00  
 **Bespoke Colour Finish**  
HD2518060FRAL €538.60



*Images for illustrative purposes only. Colours may vary due to the restrictions of lighting and print reproduction.*



Projection from wall to front: 85-105mm (+/- 5mm)  
Distance from Wall to Pipe Centres: 65-85mm (+/- 5mm)  
**Note:** These radiators are Dual Fuel Compatible see page 120 for more details.  
To convert Δ50° output to a Δ30° see page 131 for more details.

# HILLTOP DESIGNER HD22

## TOWEL BAR RADIATOR

Introducing a superior towel warmer crafted with premium 22mm cross bars, designed to enhance any bathroom project with its exceptional performance. Available in both sleek straight and elegant curved designs, this luxurious radiator is finished in high-gloss chrome and offered in a variety of sizes to perfectly complement your space.



Curved Chrome Radiator

## CHROME - CURVED

### H-800 x W-500mm

Pipe Centres 450mm  
BTU  $\Delta 50^\circ$  846  
BTU  $\Delta 70^\circ$  1302

● **Chrome**  
HD228050CC €112.00

### H-800 x W-600mm

Pipe Centres 550mm  
BTU  $\Delta 50^\circ$  980  
BTU  $\Delta 70^\circ$  1509

● **Chrome**  
HD228060CC €125.00

### H-1200 x W-500mm

Pipe Centres 450mm  
BTU  $\Delta 50^\circ$  1227  
BTU  $\Delta 70^\circ$  1890

● **Chrome**  
HD2212050CC €143.00

### H-1200 x W-600mm

Pipe Centres 550mm  
BTU  $\Delta 50^\circ$  1420  
BTU  $\Delta 70^\circ$  2186

● **Chrome**  
HD2212060CC €149.00

### H-1800 x W-500mm

Pipe Centres 450mm  
BTU  $\Delta 50^\circ$  1842  
BTU  $\Delta 70^\circ$  2836

● **Chrome**  
HD2218050CC €249.00

### H-1800 x W-600mm

Pipe Centres 550mm  
BTU  $\Delta 50^\circ$  2129  
BTU  $\Delta 70^\circ$  3279

● **Chrome**  
HD2218060CC €266.00



Images for illustrative purposes only. Colours may vary due to the restrictions of lighting and print reproduction.



Projection from wall to front: 103-123mm (+/- 5mm)  
Distance from Wall to Pipe Centres: 65-83mm (+/- 5mm)  
**Note:** These radiators are Dual Fuel Compatible see page 120 for more details.  
To convert  $\Delta 50^\circ$  output to a  $\Delta 30^\circ$  see page 131 for more details.

# HILLTOP DESIGNER HD22

## TOWEL BAR RADIATOR

A high performing towel warmer with 22mm cross bars to suit any bathroom project. Both straight and curved options available with an impressive selection of colours including; Brushed Brass, Chrome, White, Matt Black and Anthracite.

## CHROME - FLAT

### H-800 x W-500mm

Pipe Centres 450mm  
BTU  $\Delta 50^\circ$  840  
BTU  $\Delta 70^\circ$  1294

● **Chrome**  
HD228050FC €109.00

### H-800 x W-500mm

Pipe Centres 450mm  
BTU  $\Delta 50^\circ$  846  
BTU  $\Delta 70^\circ$  1302

● **Matt Black**  
HD228050FMB €115.00

● **Anthracite**  
HD228050FA €115.00

### H-800 x W-600mm

Pipe Centres 550mm  
BTU  $\Delta 50^\circ$  974  
BTU  $\Delta 70^\circ$  1501

● **Chrome**  
HD228060FC €121.00

### H-1200 x W-500mm

Pipe Centres 450mm  
BTU  $\Delta 50^\circ$  1220  
BTU  $\Delta 70^\circ$  1294

● **Chrome**  
HD2212050FC €139.00

### H-1200 x W-500mm

Pipe Centres 450mm  
BTU  $\Delta 50^\circ$  1227  
BTU  $\Delta 70^\circ$  1890

● **Matt Black**  
HD2212050FMB €150.00

● **Anthracite**  
HD2212050FA €150.00

### H-1200 x W-600mm

Pipe Centres 550mm  
BTU  $\Delta 50^\circ$  1412  
BTU  $\Delta 70^\circ$  2174

● **Chrome**  
HD2212060FC €145.00

### H-1800 x W-500mm

Pipe Centres 450mm  
BTU  $\Delta 50^\circ$  1830  
BTU  $\Delta 70^\circ$  2818

● **Chrome**  
HD2218050FC €242.00

### H-1800 x W-500mm

Pipe Centres 450mm  
BTU  $\Delta 50^\circ$  1842  
BTU  $\Delta 70^\circ$  2836

● **Matt Black**  
HD2218050FMB €190.00

● **Anthracite**  
HD2218050FA €190.00

### H-1800 x W-600mm

Pipe Centres 550mm  
BTU  $\Delta 50^\circ$  2118  
BTU  $\Delta 70^\circ$  3261

● **Chrome**  
HD2218060FC €254.00



Images for illustrative purposes only. Colours may vary due to the restrictions of lighting and print reproduction.



Projection from wall to front: 90-105mm (+/- 5mm)  
Distance from Wall to Pipe Centres: 75-90mm (+/- 5mm)  
**Note:** These radiators are Dual Fuel Compatible see page 120 for more details.  
To convert  $\Delta 50^\circ$  output to a  $\Delta 30^\circ$  see page 131 for more details.

ELEMENTS  
+ VALVES



CHELSEA - TRV Thermostatic  
Angled Radiator Valve in Antique Brass finish

# STANDARD ELEMENTS

## IMPORTANT INFORMATION

Please select the correct radiator and heating element (standard or thermostatic) using our easy size guide. To make installation simple and stress-free, Hilltop Designer Radiators will pre-fit your chosen heating element before delivery.

This ensures your radiator arrives ready to install and enjoy.

Standard electric elements are available in 150w, 300w, 600w & 800w variants.

### Elements | Fixed temperature

Standard heating elements to convert new or existing towel radiators to electric or dual fuel installations. Our selection of power outputs cover most sizes of towel rails.

Size	Standard Element	Thermostatic Element
800 x 500mm	250w	300w
800 x 600mm	250w	300w
1200 x 500mm	400w	600w
1200 x 600mm	400w	600w
1800 x 500mm	600w	900w
1800 x 600mm	600w	900w

Code	Description	Price
STHE150WF	Standard Heating Element - Chrome 150 Watt	€165.00
STHE250WF	Standard Heating Element - Chrome 250 Watt	€165.00
STHE300WF	Standard Heating Element - Chrome 300 Watt	€165.00
STHE400WF	Standard Heating Element - Chrome 400 Watt	€165.00
STHE600WF	Standard Heating Element - Chrome 600 Watt	€165.00
STHE800WF	Standard Heating Element - Chrome 800 Watt	€165.00



# THERMOSTATIC ELEMENTS

## FUNCTIONALITY

The heater offers five temperature settings from 30 °C to 65 °C. An electronic temperature sensor ensures precise temperature control. The device displays the temperature to which it is currently set, and indicates the status of the heating cycle. Comes with 2 hour boost, 12/24 hour recurring timer.

## SAFETY

The heater has an active safety feature which initiates in the event of dry radiator operation.

The heating element is equipped with a temperature sensor and thermal fuse (double overheating protection) and offers frost protection (anti-freeze). The heater will display warning indicators in the case of malfunction.

Code	Description	Price
TMSHEC300WF	Thermostatic Heating Element - Chrome 300 Watt	€270.00
TMSHEC600WF	Thermostatic Heating Element - Chrome 600 Watt	€270.00
TMSHEC900WF	Thermostatic Heating Element - Chrome 900 Watt	€270.00
TMSHEW300WF	Thermostatic Heating Element - White 300 Watt	€270.00
TMSHEW600WF	Thermostatic Heating Element - White 600 Watt	€270.00
TMSHEW900WF	Thermostatic Heating Element - White 900 Watt	€270.00
TMSHEBB500WF	Thermostatic Heating Element - Brushed Brass 500 Watt	€295.00
TMSHEMB300WF	Thermostatic Heating Element - Matt Black 300 Watt	€270.00
TMSHEMB600WF	Thermostatic Heating Element - Matt Black 600 Watt	€270.00
TMSHEA300WF	Thermostatic Heating Element - Anthracite 300 Watt	€270.00
TMSHEA600WF	Thermostatic Heating Element - Anthracite 600 Watt	€270.00
TMSHECB300WF	Thermostatic Heating Element - Carbon RAL7012 300 Watt	€270.00
TMSHECB600WF	Thermostatic Heating Element - Carbon RAL7012 600 Watt	€295.00
TCTMHEC300WF	Touch Thermostatic Heating Element - Chrome 300 Watt	€295.00
TCTMHEC600WF	Touch Thermostatic Heating Element - Chrome 600 Watt	€295.00
TCTMHEC900WF	Touch Thermostatic Heating Element - Chrome 900 Watt	€295.00
TCTMHEA300WF	Touch Thermostatic Heating Element - Anthracite 300 Watt	€295.00
TCTMHEA600WF	Touch Thermostatic Heating Element - Anthracite 600 Watt	€295.00
TCTMHEA900WF	Touch Thermostatic Heating Element - Anthracite 900 Watt	€295.00



# DUAL FUEL CONVERSION KITS

A huge leap in both design and shape being able to offer our Manual and TRV Dual fuel valves convert existing central heating towel radiators to dual fuel, without modifying pipe work and pipe centres.

Hilltop Designer HD25, Belieza and Calida towel rails are dual fuel compatible. A dual fuel radiator is connected to both your central heating system and your electrics with the addition of an electrical heating element and a T-piece. This means that your radiator can be heated either by the central heating system, or electrically via the heating element.

Recommended Hilltop Designer HD25, Belieza and Calida Element fitting size guide for Dual Fuel is as follows;

Code	Description	Price
DFTPC	Dual Fuel T-Piece - Chrome	€19.50
DFTPA	Dual Fuel T-Piece - Anthracite	€19.50
DFTPCB	Dual Fuel T-Piece - Carbon	€19.50
DFTPW	Dual Fuel T-Piece - White	€19.50
DFTPB	Dual Fuel T-Piece - Black	€19.50
DFTPBB	Dual Fuel T-Piece - Brushed Brass	€19.50
DFTPCBZ	Dual Fuel T-Piece - Country Bronze	€19.50

Dual Fuel T-Piece  
Available in Chrome, Anthracite, White, Black, Carbon, Brushed Brass and Country Bronze



Element with a T-piece



# THERMOSTATIC + STANDARD ELEMENTS

## IMPORTANT INFORMATION

Please note that dual fuel valves, T-pieces, and heating elements are not supplied pre-fitted.

To complete a dual fuel installation, you will need to:

- Choose the correct heating element (standard or thermostatic)
- Select a compatible dual fuel T-piece
- Fit these components during installation

This ensures your radiator operates safely and efficiently in both heating and electric modes.

Code	Description	Price
STHE150W	Standard Heating Element - Chrome 150 Watt	€90.00
STHE250W	Standard Heating Element - Chrome 250 Watt	€90.00
STHE300W	Standard Heating Element - Chrome 300 Watt	€90.00
STHE400W	Standard Heating Element - Chrome 400 Watt	€90.00
STHE600W	Standard Heating Element - Chrome 600 Watt	€90.00
STHE800W	Standard Heating Element - Chrome 800 Watt	€90.00

Code	Description	Price
TMSHEC300W	Thermostatic Heating Element - Chrome 300 Watt	€195.00
TMSHEC600W	Thermostatic Heating Element - Chrome 600 Watt	€195.00
TMSHEC900W	Thermostatic Heating Element - Chrome 900 Watt	€195.00
TMSHEW300W	Thermostatic Heating Element - White 300 Watt	€195.00
TMSHEW600W	Thermostatic Heating Element - White 600 Watt	€195.00
TMSHEW900W	Thermostatic Heating Element - White 900 Watt	€195.00
TMSHEBB500W	Thermostatic Heating Element - Brushed Brass 500 Watt	€220.00
TMSHEMB300W	Thermostatic Heating Element - Matt Black 300 Watt	€195.00
TMSHEMB600W	Thermostatic Heating Element - Matt Black 600 Watt	€195.00
TMSHEA300W	Thermostatic Heating Element - Anthracite 300 Watt	€195.00
TMSHEA600W	Thermostatic Heating Element - Anthracite 600 Watt	€195.00
TMSHECB300W	Thermostatic Heating Element - Carbon RAL7012 300 Watt	€195.00
TMSHECB600W	Thermostatic Heating Element - Carbon RAL7012 600 Watt	€195.00
TCTMHEC300W	Touch Thermostatic Heating Element - Chrome 300 Watt	€220.00
TCTMHEC600W	Touch Thermostatic Heating Element - Chrome 600 Watt	€220.00
TCTMHEC900W	Touch Thermostatic Heating Element - Chrome 900 Watt	€220.00
TCTMHEA300W	Touch Thermostatic Heating Element - Anthracite 300 Watt	€220.00
TCTMHEA600W	Touch Thermostatic Heating Element - Anthracite 600 Watt	€220.00
TCTMHEA900W	Touch Thermostatic Heating Element - Anthracite 900 Watt	€220.00

# VALVES

Hilltop's range of manual valves offered in straight, angled and corner variants. Also available in round, square and crosshead valves. Supplied in pairs throughout.

## ROUND VALVES



**AMIE**  
Angled Radiator Valve

● **Chrome**  
AMAGRVC €29.00



**AMIE**  
Straight Radiator Valve

● **Chrome**  
AMSTRVC €29.00



**NORMA - Standard**  
Corner Radiator Valve

● **Chrome**  
NRMSCRC €40.00



**AMIE**  
Angled Radiator Valve

● **Anthracite**  
AMAGRVA €36.00



**AMIE**  
Straight Radiator Valve

● **Anthracite**  
AMSTRVA €36.00



**NORMA - Standard**  
Corner Radiator Valve

● **Anthracite**  
NRMSCRA €48.00



**AMIE**  
Angled Radiator Valve

● **Carbon**  
AMAGRVCB €36.00



**AMIE**  
Straight Radiator Valve

● **Carbon**  
AMASTRVCB €36.00



**NORMA - Standard**  
Corner Radiator Valve

● **Carbon**  
NRMSCRCB €48.00



**AMIE**  
Angled Radiator Valve

● **Black**  
AMAGRVB €36.00



**AMIE**  
Straight Radiator Valve

● **Black**  
AMSTRVB €36.00



**NORMA - Standard**  
Corner Radiator Valve

● **Black**  
NRMSCRB €48.00



**AMIE**  
Angled Radiator Valve

● **Brushed Brass**  
AMAGRVBB €60.00



**AMIE**  
Straight Radiator Valve

● **Brushed Brass**  
AMASTRVBB €60.00



**NORMA - Standard**  
Corner Radiator Valve

● **Brushed Brass**  
NRMSCRBB €65.00



**AMIE**  
Angled Radiator Valve

● **Gunmetal Grey**  
AMAGRVGG €60.00



**AMIE**  
Straight Radiator Valve

● **Gunmetal Grey**  
AMSTRVGG €60.00



**NORMA - Standard**  
Corner Radiator Valve

● **Gunmetal Grey**  
NRMSCRGG €65.00



**AMIE**  
Angled Radiator Valve

○ **White**  
AMAGRWW €36.00



**AMIE**  
Straight Radiator Valve

○ **White**  
AMSTRVW €36.00



**NORMA - Standard**  
Corner Radiator Valve

○ **White**  
NRMSCRW €48.00



**AMIE**  
Angled Radiator Valve

● **Country Bronze**  
AMAGRVCBZ €60.00



**AMIE**  
Straight Radiator Valve

● **Country Bronze**  
AMSTRVCBZ €60.00

# VALVES

## SQUARE VALVES



**AMIE**  
Angled Radiator Valve  
● Chrome  
AMAGSVC €29.00



**AMIE**  
Straight Radiator Valve  
● Chrome  
AMSTSVC €29.00



**NORMA - Standard**  
Corner Radiator Valve  
● Chrome  
NRMSCSC €40.00



**AMIE**  
Angled Radiator Valve  
● Anthracite  
AMAGSVA €36.00



**AMIE**  
Straight Radiator Valve  
● Anthracite  
AMSTSVA €36.00



**NORMA - Standard**  
Corner Radiator Valve  
● Anthracite  
NRMSCSA €48.00



**AMIE**  
Angled Radiator Valve  
● Carbon  
AMAGSVCB €36.00



**AMIE**  
Straight Radiator Valve  
● Carbon  
AMASTVCB €36.00



**NORMA - Standard**  
Corner Radiator Valve  
● Carbon  
NRMSCSCB €48.00



**AMIE**  
Angled Radiator Valve  
● Black  
AMAGSVB €36.00



**AMIE**  
Straight Radiator Valve  
● Black  
AMSTSVB €36.00



**NORMA - Standard**  
Corner Radiator Valve  
● Black  
NRMSCSB €48.00



**AMIE**  
Angled Radiator Valve  
○ White  
AMAGSVW €36.00



**AMIE**  
Straight Radiator Valve  
○ White  
AMSTSVW €36.00



**NORMA - Standard**  
Corner Radiator Valve  
○ White  
NRMSCSW €48.00

# VALVES

## THERMOSTATIC VALVES

A wide range of modern and traditional TRV valves in popular colours and finishes to suit every style of radiator. Each range is offered in straight, angled and corner variants.

Thermostatic valves are typically used for regulating the fluid of the radiators of central heating systems. They are provided with a regulating element which automatically controls the opening of the valve to keep the ambient temperature of the room where they are installed constant at the set valve.

The number in the valve corresponds to a specific air temperature. Once you have selected a number, thermostatic valve will maintain the temperature. This prevents unwanted temperature rises and achieves considerable energy saving.

- Thermostatic head and reversible bi-directional body
- Built in sensor with liquid element
- Graduated scale from 0 to 5 corresponding to temperature setting ranges from 7°C to 28°C with frost protection setting
- Fully tested to 10 bar
- Max pressure difference: 0.8bar
- Nominal flow rate 173 kgs/h
- Max flow temperature 120°C
- Can be mounted horizontally or vertically

0	1	2	3	4	5
7°C	11-13°C	15-17°C	19-21°C	23-25°C	27-29°C



**VENTO - TRV Thermostatic Angled Radiator Valve**  
 ● Country Bronze  
 VTTSAGRVCBZ €90.00



**VENTO - TRV Thermostatic Angled Radiator Valve**  
 ● Carbon  
 VTTSAGRVCB €60.00



**VENTO - TRV Thermostatic Straight Radiator Valve**  
 ● Carbon  
 VTTSSTRVCB €60.00



**VENTO - TRV Thermostatic Corner Radiator Valve**  
 ● Carbon  
 VTTSRRVCB €60.00



**VENTO - TRV Thermostatic Angled Radiator Valve**  
 ● Black  
 VTTSAGRVB €60.00



**VENTO - TRV Thermostatic Straight Radiator Valve**  
 ● Black  
 VTTSSTRVB €60.00



**VENTO - TRV Thermostatic Corner Radiator Valve**  
 ● Black  
 VTTSRRVB €60.00



**VENTO - TRV Thermostatic Angled Radiator Valve**  
 ● Chrome  
 VTTSAGRVC €60.00



**VENTO - TRV Thermostatic Straight Radiator Valve**  
 ● Chrome  
 VTTSSTRVC €60.00



**VENTO - TRV Thermostatic Corner Radiator Valve**  
 ● Chrome  
 VTTSRRVC €60.00



**VENTO - TRV Thermostatic Angled Radiator Valve**  
 ○ White  
 VTTSAGRWW €60.00



**VENTO - TRV Thermostatic Straight Radiator Valve**  
 ○ White  
 VTTSSTRWW €60.00



**VENTO - TRV Thermostatic Corner Radiator Valve**  
 ○ White  
 VTTSRRWW €60.00



**VENTO - TRV Thermostatic Angled Radiator Valve**  
 ● Anthracite  
 VTTSAGRVA €60.00



**VENTO - TRV Thermostatic Straight Radiator Valve**  
 ● Anthracite  
 VTTSSTRVA €60.00



**VENTO - TRV Thermostatic Corner Radiator Valve**  
 ● Anthracite  
 VTTSRRVA €60.00



**VENTO - TRV Thermostatic Angled Radiator Valve**  
 ● Brushed Brass  
 VTTSAGRBB €90.00



**VENTO - TRV Thermostatic Straight Radiator Valve**  
 ● Brushed Brass  
 VTTSSTRBB €90.00



**VENTO - TRV Thermostatic Corner Radiator Valve**  
 ● Brushed Brass  
 VTTSRRBB €90.00

# VALVES

## TRADITIONAL VALVES



**CHELSEA - TRV Thermostatic Angled Radiator Valve**

● **Chrome**  
CHAGRVCH €102.00



**CHELSEA - TRV Thermostatic Angled Radiator Valve**

● **Antique Copper**  
CHAGRVAC €120.00



**CHELSEA - TRV Thermostatic Angled Radiator Valve**

● **Satin Nickel**  
CHAGRVSN €108.00



**CHELSEA - TRV Thermostatic Angled Radiator Valve**

● **Black Nickel**  
CHAGRVBN €120.00



**CHELSEA - TRV Thermostatic Angled Radiator Valve**

● **Pewter**  
CHAGRVPW €108.00



**CHELSEA - TRV Thermostatic Angled Radiator Valve**

● **Antique Brass**  
CHAGRVAB €108.00




**CHELSEA - TRV Thermostatic Angled Radiator Valve**

● **Polished Brass**  
CHAGRVPB €120.00



**CHELSEA - TRV Thermostatic Angled Radiator Valve**

● **Brushed Brass**  
CHAGRVBB €120.00



*CHELSEA - TRV Thermostatic Angled Radiator Valve in Satin Nickel finish*



**CHELSEA - Black Handle for Valve**

● **Chrome**  
CHBHCH €18.00

**CHELSEA - Black Handle for Valve**

● **Antique Copper**  
CHBHAC €18.00

**CHELSEA - Black Handle for Valve**

● **Satin Nickel**  
CHBHSN €18.00

**CHELSEA - Black Handle for Valve**

● **Black Nickel**  
CHBHCH €18.00

**CHELSEA - Black Handle for Valve**

● **Antique Brass**  
CHBHAB €18.00

**CHELSEA - Black Handle for Valve**

● **Polished Brass**  
CHBHPB €18.00

**CHELSEA - Black Handle for Valve**

● **Pewter**  
CHBHPW €18.00

**CHELSEA - Black Handle for Valve**

● **Brushed Brass**  
CHBHBB €18.00



**CHELSEA - TRV Thermostatic Corner Radiator Valve**

● **Chrome**  
CHCRVCH €129.00

NEW



**CHELSEA - TRV Thermostatic Corner Radiator Valve**

● **Satin Nickel**  
CHCRVSN €129.00

NEW



**CHELSEA - TRV Thermostatic Corner Radiator Valve**

● **Antique Brass**  
CHCRVAB €129.00

NEW



**CHELSEA - TRV Thermostatic Corner Radiator Valve**

● **Black Nickel**  
CHCRVBN €129.00

NEW

# VALVES + SLEEVING KITS

## TRADITIONAL VALVES



**Clasico**  
Angled Radiator Valve

CLSATV €48.00



**Clasico**  
Straight Radiator Valve

CLSSTV €48.00



**Daisy**  
Angled Radiator Valve

LRV156 €45.00



**Daisy**  
Straight Radiator Valve

LRV157 €45.00

## SLEEVING KITS

Sleeving Pipe Kits are available in several finishes and colours to compliment any style of radiator installation.

Our 18mm Pipe Sleeve Sets shown below contain 2x 18mm x 180mm pipes and 2 shrouds to provide a professional finish to both valves and radiators, giving the complete finish.



**SLEEVING KIT (130x18mm)**

● **Chrome**  
SLEKITC €30.00



**SLEEVING KIT (130x18mm)**

● **Anthracite**  
SLEKITA €30.00



**SLEEVING KIT (130x18mm)**

● **Carbon**  
SLEKITCB €30.00



**SLEEVING KIT (130x18mm)**

● **Black**  
SLEKITB €30.00



**SLEEVING KIT (130x18mm)**

● **Brushed Brass**  
SLEKITBB €30.00



**SLEEVING KIT (130x18mm)**

● **Gunmetal Grey**  
SLEKITGG €30.00



**SLEEVING KIT (130x18mm)**

● **Country Bronze**  
SLEKITCBZ €30.00

# DELTA T CONVERSION

## WHAT IS DELTA T?

Delta T, or  $\Delta T$ , specifically relates to the difference in temperature between the water circulating in the central heating system and that of the ambient or room temperature. If the ambient or room temperature is 20°C and the mean water temperature inside the radiators is 70°C, the Delta T or  $\Delta T$  value is calculated as 70°C - 20°C = 50°C.

Delta T 50° is the UK standard for all domestic gas boilers and is set to allow professionals, end-users and consumers alike, to make a fair and reasonable comparison of hydronic radiator and towel rail outputs from various suppliers and across a mix of product types.

## DELTA T CORRECTION FACTORS - DELTA T 50°

A Delta T correction factor allows end-users and professionals to find out the actual output of a radiator or towel rail in the range of Delta T variations, the above calculator has been designed to efficiently calculate this based on input at Delta T 50°, alternatively, you can use the listed correction factors below, also based on Delta T 50°.

Example: Assuming a radiator or towel rail has a heat output of 1000 BTUs at  $\Delta T$  (Delta T) = 50°. At  $\Delta T$  (Delta T) = 30°, the output would be 1000 x 0.51 (from the table above) equating to 510 BTUs. Alternatively, at  $\Delta T$  (delta T) = 40°, the output would be 1000 x 0.75 equating to 750 BTUs.

Delta T	Correction Factors
75°	1.69
70°	1.54
65°	1.41
60°	1.28
55°	1.154
50°	1
45°	0.895
40°	0.767
35°	0.657
30°	0.543
25°	0.433
20°	0.328
15°	0.229
10°	0.12
5°	0.05



# TERMS + CONDITIONS

## TERMS & CONDITIONS


For a full list of terms and conditions please contact us directly. Please note, all measurements are in millimetres and together with photographs and technical drawings are for guidance only. Colours may vary. Images shown are for guidance only. We reserve the right to change specification without prior notice. Please note due to manufacturing tolerances pipe centres on radiators and towel warmers may vary by +/- 10mm, we recommend that pipe work is not altered until your towel rail / radiator is on site.

## COMPATIBILITY

Whilst the majority of Hilltop Designer Radiators' products are compatible, care should be taken on product selection prior to ordering to avoid installation issues. Technical drawings are available on request.

## ERRORS & OMISSIONS

In the interest of continuous development of products, Hilltop Designer Radiators reserve the right to change colour, designs and product specifications without prior notice.



# APPENDIX

Belieza	82	Kamari - Single Panel Vertical	94
Calida	86	Knightsbridge - Traditional Radiator	52
Cleo	88	Kolom - 2 Column Horizontal	44
Consol - Double Panel Horizontal	68	Kolom - 2 Column Vertical	42
Consol - Double Panel Vertical	66	Kolom - 3 Column Horizontal	48
Consol - Single Panel Horizontal	64	Kolom - 3 Column Vertical	46
Consol - Single Panel Vertical	62	Kolom - 4 Column Horizontal	50
Delos	80	Kolom - Black 3 Column Horizontal	40
Delgada - Traditional Radiator	53	Kolom - Black 3 Column Vertical	38
Delta T Conversion	131	Kolom - Raw Metal 3 Column Horizontal	36
Dual Fuel Conversion Kits	120	Kolom - Raw Metal 3 Column Vertical	34
Elgante - Traditional Radiator	53	Ovale - Double Panel Horizontal	76
Florence - Traditional Radiator	52	Ovale - Double Panel Vertical	74
Foundry Collection - 3 Column Horizontal	24	Ovale - Single Panel Horizontal	72
Foundry Collection - 3 Column Vertical	26	Ovale - Single Panel Vertical	70
Foundry Collection - 4 Column Horizontal	28	Raiden - Double Panel Vertical	92
HD22 Towel Bar - Curved	112	Rond - Horizontal	56
HD22 Towel Bar - Flat	114	Rond - Vertical	54
HD25 Towel Bar - Anthracite & Matt Black Flat	105	Round Valves	122
HD25 Towel Bar - Brushed Brass & Bronze Flat	108	Sleeving Kits	130
HD25 Towel Bar - Curved	104	Square Valves	124
HD25 Towel Bar - Flat	106	Standard	118
HD25 Towel Bar - White and Bespoke Colour Flat	110	Thermostatic Elements	119
Kalora - Double Panel Vertical	60	Thermostatic + Standard Elements	121
Kalora - Single Panel Vertical	58	Thermostatic Valves	126
Kamari - Double Panel Horizontal	100	Traditional Thermostatic Valves	128
Kamari - Double Panel Vertical	98	Traditional Valves	126
Kamari - Single Panel Horizontal	96		



THE HEAT  
IS ON

---

**Hilltop Designer Radiators Limited**

5 Agharan Road Newmills,  
Dungannon, County Tyrone BT71 4HF

**Telephone:** 028 8774 0553

**Email:** [sales@hilltopdr.co.uk](mailto:sales@hilltopdr.co.uk)

[www.hilltopdr.co.uk](http://www.hilltopdr.co.uk)

Part of the **Sanbra Group**