


HILLTOP[®]

DESIGNER RADIATORS



THE HEAT IS ON

MAY 2025



DESIGNER
RADIATORS

Hilltop Designer Radiators is an established, market-leading distributor of designer radiators.



Consol - From Page 62

With over 25 years of experience in quality and customer satisfaction.


Hilltop Designer Radiators is part of the Sanbra Group of Companies.



Ovale - From Page 70



Rond - From Page 54



HILLTOP

DESIGNER RADIATORS

Hilltop Designer Radiators is an established and highly respected market leader in the distribution of high-quality lifestyle and designer radiators, towel rails and other heating accessories. Based in Tyrone, Ireland, Hilltop offers an extensive range of products and styles suitable for any living space and is committed to providing best-in-class end-to-end customer service.

With over 25 years of industry experience, Hilltop has established itself as a trusted and reliable partner.

Experience the perfect blend of sophisticated design and excellent functionality; our team carefully sources each radiator to provide not only the latest innovations in design, but also the most effective, efficient, and affordable options available on the market.

Customer service is at the forefront of everything we do, and we are committed to providing friendly and personalised pre-sale and after-sale support to ensure a seamless customer experience.

As part of the Sanbra Group, we offer our customer base across all corners of the country the best products in the industry, whilst also continuing to specialise in a niche market.

GENERAL FEATURES

 COLOUR <i>Experience</i>	 DESIGNER <i>Choice</i>	 SIZE <i>Choice</i>	 TOWEL <i>Choice</i>
 ALU BUILD <i>Aluminium Radiator</i>	 MILD STEEL <i>Construction</i>	 10 YEARS <i>Warranty</i>	 EN 442 <i>Standard</i>

5-year warranty on Aluminium Radiators (Raïden and Kamari)
2-year warranty on Electric Elements.



Hilltop Designer Radiators offers an extensive 33 RAL powder-coated colour options on select radiators.

RAL colour finishes are non-refundable and are available in 7-10 working days following point of order (subject to availability).



Rond - From Page 54



Kolom Raw Metal - From Page 34



Consol - From Page 62

WHY CHOOSE US?

Whether it is a new build or renovation, Hilltop Designer Radiators offers a sophisticated mix of innovative designs in many sizes and finishes which are suitable to preserve traditional charm or integrate contemporary comfort in any home. Make a statement with sleek and modern designs or add a touch of elegance with timeless classics.

Our experienced and highly trained team are amongst the best in Ireland when it comes to industry knowledge. Whether you prefer vertical or horizontal styles, columns or panels, our team remains passionate about helping you choose the perfect designer radiator to transform your home into a comfort haven that radiates warmth.

CONTENTS

MILD STEEL COLLECTION


FOUNDRY COLLECTION <small>NEW</small>	11
KOLOM – RAW METAL <small>NEW</small>	34
KOLOM – BLACK <small>NEW</small>	38
KOLOM	42
TRADITIONAL – KNIGHTSBRIDGE	52
TRADITIONAL – FLORENCE	52
TRADITIONAL – ELGANTE	53
TRADITIONAL – DELGADA	53
ROND	54
KALORA <small>NEW</small>	58
CONSOL	62
OVALE	70
BELIEZA	78
CALIDA	82
CLEO <small>NEW</small>	84

ALUMINIUM COLLECTION

RAIDEN	88
KAMARI	90

HEATED TOWEL RAIL COLLECTION

HILLTOP DESIGNER HD25	100
HILLTOP DESIGNER HD22 <small>NEW</small>	108
ELEMENTS	114
VALVES <small>NEW</small>	117
DELTA T CONVERSION	127
TERMS + CONDITIONS	128



Consol - From Page 62

NEW
PRODUCT



FOUNDRY COLLECTION



Reignite
Your
Home



Heighten Your Comfort



Introducing the
FOUNDRY COLLECTION by
HILLTOP DESIGNER RADIATORS.

The **FOUNDRY COLLECTION** is the latest addition to Hilltop Designer Radiator's already expansive portfolio.

We are introducing 9 new colours with a sophisticated mix of finishes to our iconic KOLOM radiator.

-  COLOUR OPTIONS
-  DESIGNERS CHOICE
-  MILD STEEL DESIGN
-  10-YEAR WARRANTY

FOUNDRY COLLECTION



Transform
Your
Space

Whilst the KOLOM's classic design naturally lends itself to more traditional interiors, its timeless allure allows this radiator to sit comfortably in more contemporary living spaces, creating a cosy and comfortable room.

Heritage-inspired with the durability and heat output required for the homes of today.

A perfect blend of vintage charm and modern minimalism, making it a truly architectural choice.



NEW
PRODUCT

FOUNDRY
COLLECTION

FOUNDRY
COLLECTION



Warmth
Meets
Elegance



NEW
PRODUCT

FOUNDRY
COLLECTION

Discover True Warmth



The collection was shot in Lisrace Forge at the Ulster Folk Museum, with the exquisite interior of the forge being the perfect backdrop.

Glimpses of the forge's long-serving blacksmith in action can be seen throughout the photographs, from the amber hues of the blazing hearth to the sparkling embers produced from using his tools, showing our appreciation for the blacksmith's expert craftsmanship.



FOUND

FOUNDRY COLLECTION

The radiators are hand-finished locally on the northeast coast of Ireland by a dedicated team using their skilful touch at every stage. The names of each colour have been carefully selected to reflect historic and intricate Foundry techniques.

Melted Bronze, Polished Carbon, Melted Steel, Oiled Bronze, Hammered Silver, Oxidised Iron, Oxidised Silver, Oxidised Gold and Burnished Brass.



Customise Your Comfort with 9 Unique Finishes



Foundry Polished Carbon




Foundry Oiled Bronze



Foundry Burnished Brass



Foundry Melted Bronze



Foundry Melted Steel



Foundry Hammered Silver



Foundry Oxidised Iron



Foundry Oxidised Gold




Foundry Oxidised Silver

NEW PRODUCT

Oxidised Gold


Warmth, in Every Shade



FOUNDRY COLLECTION



Dependable
Control,
Optimal
Warmth



High-quality
Radiator Valves to
Improve Heating
Control & Efficiency



FOUNDRY COLLECTION

MILD STEEL 3 COLUMN - VERTICAL

FOUNDRY - 3 Column NEW
H-1500 x W-200mm
Pipe Centres 290mm
BTU Δ50° 1886
BTU Δ70° 2904

● Foundry Finish
HK152003FDYRAL €429.00

FOUNDRY - 3 Column NEW
H-1500 x W-290mm
Pipe Centres 380mm
BTU Δ50° 2827
BTU Δ70° 4353

● Foundry Finish
HK152903FDYRAL €585.00

FOUNDRY - 3 Column NEW
H-1500 x W-380mm
Pipe Centres 470mm
BTU Δ50° 3768
BTU Δ70° 5803

● Foundry Finish
HK153803FDYRAL €759.00

FOUNDRY - 3 Column NEW
H-1800 x W-200mm
Pipe Centres 290mm
BTU Δ50° 2261
BTU Δ70° 3482

● Foundry Finish
HK182003FDYRAL €396.00

FOUNDRY - 3 Column NEW
H-1800 x W-290mm
Pipe Centres 380mm
BTU Δ50° 3390
BTU Δ70° 5220

● Foundry Finish
HK182903FDYRAL €568.00

FOUNDRY - 3 Column NEW
H-1800 x W-380mm
Pipe Centres 470mm
BTU Δ50° 4522
BTU Δ70° 6963

● Foundry Finish
HK183803FDYRAL €726.00

FOUNDRY - 3 Column NEW
H-1800 x W-470mm
Pipe Centres 560mm
BTU Δ50° 5650
BTU Δ70° 8702

● Foundry Finish
HK184703FDYRAL €957.00

FOUNDRY - 3 Column NEW
H-1800 x W-515mm
Pipe Centres 605mm
BTU Δ50° 6216
BTU Δ70° 9573


● Foundry Finish
HK185153FDYRAL €1050.00

FOUNDRY - 3 Column NEW
H-1800 x W-560mm
Pipe Centres 650mm
BTU Δ50° 6779
BTU Δ70° 10440

● Foundry Finish
HK185603FDYRAL €1142.00

See page 124 for valve options.

Also available in 2 Column – Contact sales office for more info.



FOUNDRY COLLECTION

MILD STEEL

3 COLUMN - HORIZONTAL

FOUNDRY - 3 Column NEW
H-300 x W-1010mm

Pipe Centres 1100mm
BTU Δ50° 2339
BTU Δ70° 3602

● **Foundry Finish**
HK3010103FDYRAL €834.00

FOUNDRY - 3 Column NEW
H-300 x W-1190mm

Pipe Centres 1280mm
BTU Δ50° 2766
BTU Δ70° 4259

● **Foundry Finish**
HK3011903FDYRAL €983.00

FOUNDRY - 3 Column NEW
H-300 x W-1370mm

Pipe Centres 1460mm
BTU Δ50° 3192
BTU Δ70° 4915

● **Foundry Finish**
HK3013703FDYRAL €1075.00

FOUNDRY - 3 Column NEW
H-500 x W-1010mm

Pipe Centres 1100mm
BTU Δ50° 3700
BTU Δ70° 5698

● **Foundry Finish**
HK5010103FDYRAL €921.00

FOUNDRY - 3 Column NEW
H-500 x W-1190mm

Pipe Centres 1280mm
BTU Δ50° 4372
BTU Δ70° 6732

● **Foundry Finish**
HK5011903FDYRAL €1049.00

FOUNDRY - 3 Column NEW
H-500 x W-1370mm

Pipe Centres 1460mm
BTU Δ50° 5043
BTU Δ70° 7767

● **Foundry Finish**
HK5013703FDYRAL €1205.00

FOUNDRY - 3 Column NEW
H-500 x W-605mm

Pipe Centres 695mm
BTU Δ50° 2186
BTU Δ70° 3366

● **Foundry Finish**
HK506053FDYRAL €556.00

FOUNDRY - 3 Column NEW
H-500 x W-785mm

Pipe Centres 875mm
BTU Δ50° 2858
BTU Δ70° 4401

● **Foundry Finish**
HK507853FDYRAL €732.00

FOUNDRY - 3 Column NEW
H-600 x W-1010mm

Pipe Centres 1100mm
BTU Δ50° 4365
BTU Δ70° 6722

● **Foundry Finish**
HK6010103FDYRAL €938.00

FOUNDRY - 3 Column NEW
H-600 x W-1190mm

Pipe Centres 1280mm
BTU Δ50° 5159
BTU Δ70° 7945

● **Foundry Finish**
HK6011903FDYRAL €1081.00

FOUNDRY - 3 Column NEW
H-600 x W-1370mm

Pipe Centres 1460mm
BTU Δ50° 5954
BTU Δ70° 9169

● **Foundry Finish**
HK6013703FDYRAL €1270.00

FOUNDRY - 3 Column NEW
H-600 x W-605mm

Pipe Centres 695mm
BTU Δ50° 2581
BTU Δ70° 3975

● **Foundry Finish**
HK606053FDYRAL €572.00

FOUNDRY - 3 Column NEW
H-600 x W-785mm

Pipe Centres 875mm
BTU Δ50° 3372
BTU Δ70° 5194

● **Foundry Finish**
HK607853FDYRAL €715.00

FOUNDRY - 3 Column Feet

● **Foundry Finish**
HK3FEETFDYRAL €135.00

Also available in 2 Column – Contact sales office for more info.



See page 124 for valve options.



Projection from wall to front: 122mm
Distance from Wall to Pipe Centres: 72mm
Note: Pipe centres for radiators subject to +/- 5mm tolerance.
Note: To convert Δ50° output to a Δ30° see page 127 for more details.

FOUNDRY COLLECTION

MILD STEEL

4 COLUMN - HORIZONTAL

FOUNDRY - 4 Column NEW
H-300 x W-1010mm
Pipe Centres 1100mm
BTU Δ50° 2994
BTU Δ70° 4611

● **Foundry Finish**
HK3010104FDYRAL €1049.00

FOUNDRY - 4 Column NEW
H-300 x W-1190mm
Pipe Centres 1280mm
BTU Δ50° 3536
BTU Δ70° 5446

● **Foundry Finish**
HK3011904FDYRAL €1221.00

FOUNDRY - 4 Column NEW
H-300 x W-1370mm
Pipe Centres 1460mm
BTU Δ50° 4082
BTU Δ70° 6286

● **Foundry Finish**
HK3013704FDYRAL €1411.00

FOUNDRY - 4 Column NEW
H-500 x W-1010mm
Pipe Centres 1100mm
BTU Δ50° 4832
BTU Δ70° 7441

● **Foundry Finish**
HK5010104FDYRAL €1081.00

FOUNDRY - 4 Column NEW
H-500 x W-1190mm
Pipe Centres 1280mm
BTU Δ50° 5708
BTU Δ70° 8791

● **Foundry Finish**
HK5011904FDYRAL €1238.00

FOUNDRY - 4 Column NEW
H-500 x W-1370mm
Pipe Centres 1460mm
BTU Δ50° 6588
BTU Δ70° 10146

● **Foundry Finish**
HK5013704FDYRAL €1459.00

FOUNDRY - 4 Column NEW
H-500 x W-605mm
Pipe Centres 695mm
BTU Δ50° 2854
BTU Δ70° 4395

● **Foundry Finish**
HK506054FDYRAL €634.00

FOUNDRY - 4 Column NEW
H-500 x W-785mm
Pipe Centres 875mm
BTU Δ50° 3734
BTU Δ70° 5750

● **Foundry Finish**
HK507584FDYRAL €805.00

FOUNDRY - 4 Column NEW
H-600 x W-1010mm
Pipe Centres 1100mm
BTU Δ50° 5732
BTU Δ70° 8828

● **Foundry Finish**
HK6010104FDYRAL €1110.00

FOUNDRY - 4 Column NEW
H-600 x W-1190mm
Pipe Centres 1280mm
BTU Δ50° 6772
BTU Δ70° 10429

● **Foundry Finish**
HK6011904FDYRAL €1303.00

FOUNDRY - 4 Column NEW
H-600 x W-1370mm
Pipe Centres 1460mm
BTU Δ50° 7816
BTU Δ70° 12036

● **Foundry Finish**
HK6013704FDYRAL €1509.00

FOUNDRY - 4 Column NEW
H-600 x W-605mm
Pipe Centres 695mm
BTU Δ50° 3386
BTU Δ70° 5215

● **Foundry Finish**
HK606054FDYRAL €647.00

FOUNDRY - 4 Column NEW
H-600 x W-785mm
Pipe Centres 875mm
BTU Δ50° 4430
BTU Δ70° 6822

● **Foundry Finish**
HK607584FDYRAL €820.00

FOUNDRY - 4 Column Feet
● **Foundry Finish**
HK4FEETFDYRAL €135.00

Also available in 2 Column – Contact sales office for more info.



See page 124 for valve options.

MILD STEEL COLLECTION

KOLOM

A classic 'old school' design that is timeless in any setting. The Kolom is the best known of the classic designs on the market today. Available in a variety of sizes with different column options. A cost-effective alternative to the heavy cast iron models on the market today.

KNIGHTSBRIDGE, FLORENCE, ELGANTE, DELGADA

This stylish suite of radiators perfectly blends the traditional with the modern resulting in a distinct look, fit for any bathroom. Mixing the traditional column insert with the chrome surround gives this range a timeless yet classical appearance.

ROND

The Rond offers the perfect combination of design appearance and performance, making this the ideal choice for any project. Available in both horizontal and vertical, a range of colouring is available to bring that designer feel to any space in the home.

KALORA

The Kalora radiator boasts an impressive sleek, contemporary design, transforming spaces with its understated elegance. Its tall vertical channels ensure formidable heat output, making a statement both aesthetically and functionally. The Kalora is available in standard white and a wide range of RAL colour options to seamlessly complement any interior.

CONSOL

The Consol radiator offers a clean contemporary design that will suit any heating project. Colour options include white and anthracite as standard however the Consol is also available in a wide selection of RAL colour options to compliment any surroundings.

OVALE

A timeless and contemporary radiator, the Ovale design offers a modern look that is available in white and anthracite while as well as a wide range of bespoke colouring for that personal touch.

BELIEZA

A unique and bold design, the Belieza heated towel rail brings a touch of class to any bathroom enhanced by its unusual flat tube design. A step up from conventional towel rails, it adds a little something different to any project.

CALIDA


The funky modern design of the Calida makes a bold statement to compliment any bathroom. Designed for the modern environment, its wraparound flat bars offer plenty of space to gently warm your towels..

CLEO

This high-performing designer towel warmer is the perfect blend of excellent functionality and elegant design, offering not only the luxury of warm towels but also keeping your space cosy with substantial heat output.

A flat/straight design with crisp clean lines, available in a range of sizes and colours.

Rond radiator in bespoke finish



RAL COLOUR OPTIONS

EXPERIMENT WITH COLOUR TO BRING ANY DESIGN TO LIFE.

Whether you seek a serene sanctuary or a more visually striking space, experiment with colour to create the perfect blend of warmth and beauty.

Hilltop offers an extensive range of RAL colour options on select radiators to complement any interior décor or colour scheme. All finishes are powder-coated and available within 7-10 working days from point of order (subject to availability).


The 6 standard colours below are readily available, with a wide range of other RAL colours available. Please speak to a member of our team for more information.



9005 Jet Black
(Matt)



7016 Anthracite Grey
(Gloss)



9001 Cream
(Gloss)



5005 Signal Blue
(Gloss)



2004 Pure Orange
(Gloss)



7030 Stone Grey
(Gloss)



A RAL Power-Coated Finish is possible on all radiators that display this icon on the top of the page.



RAL-coated designer radiators are non-refundable.



KOLOM

RAW METAL

MILD STEEL
3 COLUMN

A classic 'old school' design that is timeless in any setting. The Kolom is the best known of the classic designs on the market today. Available in a variety of sizes with different column options. A cost-effective alternative to the heavy cast iron models on the market today.




VERTICAL

KOLOM - 3 Column NEW
H-1800 x W-380mm
Pipe Centres 470mm
BTU $\Delta 50^\circ$ 4522
BTU $\Delta 70^\circ$ 6963

● **RAW METAL**
HK18380RM3 €650.00

KOLOM - 3 Column NEW
H-1800 x W-470mm
Pipe Centres 560mm
BTU $\Delta 50^\circ$ 5650
BTU $\Delta 70^\circ$ 8702

● **RAW METAL**
HK18470RM3 €825.00




Projection from wall to front: 122mm
Distance from Wall to Pipe Centres: 72mm
Note: Pipe centres for radiators subject to +/- 5mm tolerance.
Note: To convert $\Delta 50^\circ$ output to a $\Delta 30^\circ$ see page 127 for more details.



KOLOM

RAW METAL

MILD STEEL
3 COLUMN



HORIZONTAL


KOLOM - 3 Column NEW
H-600 x W-785mm
Pipe Centres 875mm
BTU Δ50° 3372
BTU Δ70° 5194
Raw Metal
HK60785RM3 €570.00

KOLOM - 3 Column NEW
H-600 x W-1010mm
Pipe Centres 1100mm
BTU Δ50° 4365
BTU Δ70° 6722
Raw Metal
HK601010RM3 €740.00

KOLOM - 3 Column NEW
H-600 x W-1190mm
Pipe Centres 1280mm
BTU Δ50° 5159
BTU Δ70° 7945
Raw Metal
HK601190RM3 €875.00

KOLOM - 3 Column NEW
H-600 x W-1370mm
Pipe Centres 1460mm
BTU Δ50° 5954
BTU Δ70° 9169
Raw Metal
HK601370RM3 €1000.00

KOLOM - 3 Column Feet
Raw Metal
HK3FEETRM €95.00



Projection from wall to front: 122mm
Distance from Wall to Pipe Centres: 72mm
Note: Pipe centres for radiators subject to +/- 5mm tolerance.
Note: To convert Δ50° output to a Δ30° see page 127 for more details.



KOLOM

BLACK

MILD STEEL
3 COLUMN

A classic 'old school' design that is timeless in any setting. The Kolom is the best known of the classic designs on the market today. Available in a variety of sizes with different column options. A cost-effective alternative to the heavy cast iron models on the market today.

VERTICAL

KOLOM - 3 Column NEW
H-1800 x W-380mm
Pipe Centres 470mm
BTU $\Delta 50^\circ$ 4522
BTU $\Delta 70^\circ$ 6963

● **Black**
HK18380BLK3 €480.00

KOLOM - 3 Column NEW
H-1800 x W-470mm
Pipe Centres 560mm
BTU $\Delta 50^\circ$ 5650
BTU $\Delta 70^\circ$ 8702

● **Black**
HK18470BLK3 €615.00

KOLOM - 3 Column NEW
H-1800 x W-560mm
Pipe Centres 650mm
BTU $\Delta 50^\circ$ 6779
BTU $\Delta 70^\circ$ 10440

● **Black**
HK18560BLK3 €745.00



Images for illustration purposes only



Projection from wall to front: 122mm
Distance from Wall to Pipe Centres: 72mm
Note: Pipe centres for radiators subject to +/- 5mm tolerance.
Note: To convert $\Delta 50^\circ$ output to a $\Delta 30^\circ$ see page 127 for more details.

KOLOM BLACK

MILD STEEL
3 COLUMN

A classic 'old school' design that is timeless in any setting. The Kolom is the best known of the classic designs on the market today. Available in a variety of sizes with different column options. A cost-effective alternative to the heavy cast iron models on the market today.



HORIZONTAL

KOLOM - 3 Column NEW
H-600 x W-785mm
Pipe Centres 875mm
BTU Δ50° 3372
BTU Δ70° 5194

● **Black**
HK60785BLK3 €410.00

KOLOM - 3 Column NEW
H-600 x W-1010mm
Pipe Centres 1100mm
BTU Δ50° 4365
BTU Δ70° 6722

● **Black**
HK601010BLK3 €540.00

KOLOM - 3 Column NEW
H-600 x W-1190mm
Pipe Centres 1280mm
BTU Δ50° 5159
BTU Δ70° 7945

● **Black**
HK601190BLK3 €660.00

KOLOM - 3 Column NEW
H-600 x W-1370mm
Pipe Centres 1460mm
BTU Δ50° 5954
BTU Δ70° 9169

● **Black**
HK601370BLK3 €740.00

KOLOM - 3 Column Feet
● **Black**
HK3FEETBLK €95.00



Projection from wall to front: 122mm
Distance from Wall to Pipe Centres: 72mm
Note: Pipe centres for radiators subject to +/- 5mm tolerance.
Note: To convert Δ50° output to a Δ30° see page 127 for more details.

KOLOM

RAL COLOUR
FINISH
AVAILABLE
See page 32 for details

MILD STEEL 2 COLUMN

A classic 'old school' design that is timeless in any setting. The Kolom is the best known of the classic designs on the market today. Available in a variety of sizes with different column options. A cost-effective alternative to the heavy cast iron models on the market today.

VERTICAL

KOLOM - 2 Column NEW
H-1500 x W-200mm

Pipe Centres	290mm
BTU Δ 50°	1535
BTU Δ 70°	2363

White
HK15380W2 **€216.63**

Bespoke Colour Finish
HK153802RAL **€345.00**

KOLOM - 2 Column NEW
H-1800 x W-200mm

Pipe Centres	290mm
BTU Δ 50°	1828
BTU Δ 70°	2815

White
HK15380W2 **€230.00**

Bespoke Colour Finish
HK153802RAL **€360.00**

KOLOM - 2 Column NEW
H-1500 x W-290mm

Pipe Centres	380mm
BTU Δ 50°	2305
BTU Δ 70°	3550

White
HK15380W2 **€322.85**

Bespoke Colour Finish
HK153802RAL **€495.00**

KOLOM - 2 Column
H-1800 x W-290mm

Pipe Centres	380mm
BTU Δ 50°	2745
BTU Δ 70°	4227

White
HK18290W2 **€312.00**

Bespoke Colour Finish
HK182902RAL **€486.00**

KOLOM - 2 Column
H-1500 x W-380mm

Pipe Centres	470mm
BTU Δ 50°	3072
BTU Δ 70°	4732

White
HK15380W2 **€408.00**

Bespoke Colour Finish
HK153802RAL **€630.00**

KOLOM - 2 Column
H-1800 x W-380mm

Pipe Centres	470mm
BTU Δ 50°	3659
BTU Δ 70°	5635

White
HK18380W2 **€426.00**

Bespoke Colour Finish
HK183802RAL **€636.00**



Image for illustration purposes only



Projection from wall to front: 93mm
Distance from Wall to Pipe Centres: 59mm
Note: Pipe centres for radiators subject to +/- 5mm tolerance.
Note: To convert Δ 50° output to a Δ 30° see page 127 for more details.

KOLOM

RAL COLOUR
FINISH
AVAILABLE
See page 32 for details

MILD STEEL 2 COLUMN

A classic 'old school' design that is timeless in any setting. The Kolom is the best known of the classic designs on the market today. Available in a variety of sizes with different column options. A cost-effective alternative to the heavy cast iron models on the market today.

HORIZONTAL

KOLOM - 2 Column H-500 x W-605mm

Pipe Centres 695mm
BTU Δ50° 1756
BTU Δ70° 2704

White
HK50605W2 €288.00
 Bespoke Colour Finish
HK506052RAL €492.00

KOLOM - 2 Column H-500 x W-785mm

Pipe Centres 875mm
BTU Δ50° 2295
BTU Δ70° 3534

White
HK50785W2 €354.00
 Bespoke Colour Finish
HK507852RAL €630.00

KOLOM - 2 Column H-500 x W-1010mm

Pipe Centres 1100mm
BTU Δ50° 2970
BTU Δ70° 4574

White
HK501010W2 €468.00
 Bespoke Colour Finish
HK5010102RAL €792.00

KOLOM - 2 Column H-500 x W-1190mm

Pipe Centres 1280mm
BTU Δ50° 3512
BTU Δ70° 5409

White
HK501190W2 €540.00
 Bespoke Colour Finish
HK5011902RAL €936.00

KOLOM - 2 Column H-600 x W-605mm

Pipe Centres 695mm
BTU Δ50° 2087
BTU Δ70° 3214

White
HK60605W2 €294.00
 Bespoke Colour Finish
HK606052RAL €498.00

KOLOM - 2 Column H-600 x W-785mm

Pipe Centres 875mm
BTU Δ50° 2731
BTU Δ70° 4206

White
HK60785W2 €384.00
 Bespoke Colour Finish
HK607852RAL €648.00

KOLOM - 2 Column H-600 x W-1010mm

Pipe Centres 1100mm
BTU Δ50° 3533
BTU Δ70° 5440

White
HK601010W2 €480.00
 Bespoke Colour Finish
HK6010102RAL €816.00

KOLOM - 2 Column H-600 x W-1190mm

Pipe Centres 1280mm
BTU Δ50° 4177
BTU Δ70° 6433

White
HK601190W2 €570.00
 Bespoke Colour Finish
HK6011902RAL €954.00



Image for illustration purposes only



Projection from wall to front: 93mm
Distance from Wall to Pipe Centres: 59mm
Note: Pipe centres for radiators subject to +/- 5mm tolerance.
Note: To convert Δ50° output to a Δ30° see page 127 for more details.

KOLOM

RAL COLOUR
FINISH
AVAILABLE
See page 32 for details

MILD STEEL 3 COLUMN

A classic 'old school' design that is timeless in any setting. The Kolom is the best known of the classic designs on the market today. Available in a variety of sizes with different column options. A cost-effective alternative to the heavy cast iron models on the market today.

VERTICAL

KOLOM - 3 Column NEW
H-1500 x W-200mm
Pipe Centres 290mm
BTU $\Delta 50^\circ$ 1886
BTU $\Delta 70^\circ$ 2904

○ White
HK15200W3 €235.00

● Bespoke Colour Finish
HK152003RAL €390.00

KOLOM - 3 Column NEW
H-1500 x W-290mm
Pipe Centres 380mm
BTU $\Delta 50^\circ$ 2827
BTU $\Delta 70^\circ$ 4353

○ White
HK15290W3 €356.00

● Bespoke Colour Finish
HK152903RAL €530.00

KOLOM - 3 Column
H-1500 x W-380mm
Pipe Centres 470mm
BTU $\Delta 50^\circ$ 3768
BTU $\Delta 70^\circ$ 5803

○ White
HK15380W3 €450.00

● Bespoke Colour Finish
HK153803RAL €689.50

KOLOM - 3 Column
H-1800 x W-200mm
Pipe Centres 290mm
BTU $\Delta 50^\circ$ 2261
BTU $\Delta 70^\circ$ 3482

○ White
HK18200W3 €228.00

● Bespoke Colour Finish
HK182003RAL €360.00

KOLOM - 3 Column
H-1800 x W-290mm
Pipe Centres 380mm
BTU $\Delta 50^\circ$ 3390
BTU $\Delta 70^\circ$ 5220

○ White
HK18290W3 €348.00

● Bespoke Colour Finish
HK182903RAL €516.00

KOLOM - 3 Column
H-1800 x W-380mm
Pipe Centres 470mm
BTU $\Delta 50^\circ$ 4522
BTU $\Delta 70^\circ$ 6963

○ White
HK18380W3 €456.00

● Bespoke Colour Finish
HK183803RAL €660.00

KOLOM - 3 Column
H-1800 x W-470mm
Pipe Centres 560mm
BTU $\Delta 50^\circ$ 5650
BTU $\Delta 70^\circ$ 8702

○ White
HK18470W3 €576.00

● Bespoke Colour Finish
HK184703RAL €869.50

KOLOM - 3 Column
H-1800 x W-515mm
Pipe Centres 605mm
BTU $\Delta 50^\circ$ 6216
BTU $\Delta 70^\circ$ 9573

○ White
HK18515W3 €636.00

● Bespoke Colour Finish
HK185153RAL €954.00

KOLOM - 3 Column
H-1800 x W-560mm
Pipe Centres 650mm
BTU $\Delta 50^\circ$ 6779
BTU $\Delta 70^\circ$ 10440

○ White
HK18560W3 €696.00

● Bespoke Colour Finish
HK185603RAL €1037.50



Image for illustration purposes only



Projection from wall to front: 122mm
Distance from Wall to Pipe Centres: 72mm
Note: Pipe centres for radiators subject to +/- 5mm tolerance.
Note: To convert $\Delta 50^\circ$ output to a $\Delta 30^\circ$ see page 127 for more details.



KOLOM

RAL COLOUR
FINISH
AVAILABLE
See page 32 for details

MILD STEEL 3 COLUMN

HORIZONTAL

KOLOM - 3 Column
H-300 x W-1010mm

Pipe Centres 1100mm
BTU Δ50° 2339
BTU Δ70° 3602

○ **White**
HK301010W3 €420.00

● **Bespoke Colour Finish**
HK3010103RAL €625.00

KOLOM - 3 Column
H-300 x W-1190mm

Pipe Centres 1280mm
BTU Δ50° 2766
BTU Δ70° 4259

○ **White**
HK301190W3 €492.00

● **Bespoke Colour Finish**
HK3011903RAL €700.00

KOLOM - 3 Column
H-300 x W-1370mm

Pipe Centres 1460mm
BTU Δ50° 3192
BTU Δ70° 4915

○ **White**
HK301370W3 €576.00

● **Bespoke Colour Finish**
HK3013703RAL €800.00

KOLOM - 3 Column
H-500 x W-605mm

Pipe Centres 695mm
BTU Δ50° 2186
BTU Δ70° 3366

○ **White**
HK50605W3 €300.00

● **Bespoke Colour Finish**
HK506053RAL €500.00

KOLOM - 3 Column
H-500 x W-785mm

Pipe Centres 875mm
BTU Δ50° 2858
BTU Δ70° 4401

○ **White**
HK50785W3 €384.00

● **Bespoke Colour Finish**
HK507853RAL €600.00

KOLOM - 3 Column
H-500 x W-1010mm

Pipe Centres 1100mm
BTU Δ50° 3700
BTU Δ70° 5698

○ **White**
HK501010W3 €504.00

● **Bespoke Colour Finish**
HK5010103RAL €770.00

KOLOM - 3 Column
H-500 x W-1190mm

Pipe Centres 1280mm
BTU Δ50° 4372
BTU Δ70° 6732

○ **White**
HK501190W3 €582.00

● **Bespoke Colour Finish**
HK5011903RAL €900.00

KOLOM - 3 Column
H-500 x W-1370mm

Pipe Centres 1460mm
BTU Δ50° 5043
BTU Δ70° 7767

○ **White**
HK501370W3 €647.50

● **Bespoke Colour Finish**
HK5013703RAL €1040.00

KOLOM - 3 Column
H-600 x W-605mm

Pipe Centres 695mm
BTU Δ50° 2581
BTU Δ70° 3975

○ **White**
HK60605W3 €300.00

● **Bespoke Colour Finish**
HK606053RAL €510.00

KOLOM - 3 Column
H-600 x W-785mm

Pipe Centres 875mm
BTU Δ50° 3372
BTU Δ70° 5194

○ **White**
HK60785W3 €396.00

● **Bespoke Colour Finish**
HK607853RAL €655.00

KOLOM - 3 Column
H-600 x W-1010mm

Pipe Centres 1100mm
BTU Δ50° 4365
BTU Δ70° 6722

○ **White**
HK601010W3 €516.00

● **Bespoke Colour Finish**
HK6010103RAL €840.00

KOLOM - 3 Column
H-600 x W-1190mm

Pipe Centres 1280mm
BTU Δ50° 5159
BTU Δ70° 7945

○ **White**
HK601190W3 €612.00

● **Bespoke Colour Finish**
HK6011903RAL €980.00

KOLOM - 3 Column
H-600 x W-1370mm

Pipe Centres 1460mm
BTU Δ50° 5954
BTU Δ70° 9169

○ **White**
HK601370W3 €696.00

● **Bespoke Colour Finish**
HK6013703RAL €1125.00

KOLOM - 3 Column NEW
H-600 x W-1460mm

Pipe Centres 1550mm
BTU Δ50° 6355
BTU Δ70° 9676

○ **White**
HK601460W3 €740.00

● **Bespoke Colour Finish**
HK6014603RAL €1070.00

KOLOM - 3 Column NEW
H-600 x W-1550mm

Pipe Centres 1640mm
BTU Δ50° 6752
BTU Δ70° 10284

○ **White**
HK601550W3 €780.00

● **Bespoke Colour Finish**
HK6015503RAL €1110.00



Image for illustration purposes only



Projection from wall to front: 122mm
Distance from Wall to Pipe Centres: 72mm
Note: Pipe centres for radiators subject to +/- 5mm tolerance.
Note: To convert Δ50° output to a Δ30° see page 127 for more details.

KOLOM

**RAL COLOUR
FINISH
AVAILABLE**
See page 32 for details

MILD STEEL 4 COLUMN

HORIZONTAL

KOLOM - 4 Column H-300 x W-1010mm

Pipe Centres 1100mm
BTU Δ50° 2994
BTU Δ70° 4611

○ **White**
HK301010W4 €600.00

● **Bespoke Colour Finish**
HK3010104RAL €930.00

KOLOM - 4 Column H-300 x W-1190mm

Pipe Centres 1280mm
BTU Δ50° 3536
BTU Δ70° 5446

○ **White**
HK301190W4 €738.00

● **Bespoke Colour Finish**
HK3011904RAL €1095.00

KOLOM - 4 Column H-300 x W-1370mm

Pipe Centres 1460mm
BTU Δ50° 4082
BTU Δ70° 6286

○ **White**
HK301370W4 €816.00

● **Bespoke Colour Finish**
HK3013704RAL €1245.00

KOLOM - 4 Column H-500 x W-605mm

Pipe Centres 695mm
BTU Δ50° 2854
BTU Δ70° 4395

○ **White**
HK50605W4 €390.00

● **Bespoke Colour Finish**
HK506054RAL €576.00

KOLOM - 4 Column H-500 x W-785mm NEW

Pipe Centres 875mm
BTU Δ50° 3734
BTU Δ70° 5750

○ **White**
HK50785W4 €512.00

● **Bespoke Colour Finish**
HK507854RAL €730.00

KOLOM - 4 Column H-500 x W-1010mm

Pipe Centres 1100mm
BTU Δ50° 4832
BTU Δ70° 7441

○ **White**
HK501010W4 €624.00

● **Bespoke Colour Finish**
HK5010104RAL €960.00

KOLOM - 4 Column H-500 x W-1190mm

Pipe Centres 1280mm
BTU Δ50° 5708
BTU Δ70° 8791

○ **White**
HK501190W4 €769.00

● **Bespoke Colour Finish**
HK5011904RAL €1125.00

KOLOM - 4 Column H-500 x W-1370mm

Pipe Centres 1460mm
BTU Δ50° 6588
BTU Δ70° 10146

○ **White**
HK501370W4 €875.00

● **Bespoke Colour Finish**
HK5013704RAL €1295.00

KOLOM - 4 Column H-600 x W-605mm

Pipe Centres 695mm
BTU Δ50° 3386
BTU Δ70° 5215

○ **White**
HK60605W4 €396.00

● **Bespoke Colour Finish**
HK606054RAL €588.00

KOLOM - 4 Column H-600 x W-785mm NEW

Pipe Centres 875mm
BTU Δ50° 4430
BTU Δ70° 6822

○ **White**
HK60785W4 €539.00

● **Bespoke Colour Finish**
HK607854RAL €745.00

KOLOM - 4 Column H-600 x W-1010mm

Pipe Centres 1100mm
BTU Δ50° 5732
BTU Δ70° 8828

○ **White**
HK601010W4 €672.00

● **Bespoke Colour Finish**
HK6010104RAL €995.00

KOLOM - 4 Column H-600 x W-1190mm

Pipe Centres 1280mm
BTU Δ50° 6772
BTU Δ70° 10429

○ **White**
HK601190W4 €780.00

● **Bespoke Colour Finish**
HK6011904RAL €1165.00

KOLOM - 4 Column H-600 x W-1370mm

Pipe Centres 1460mm
BTU Δ50° 7816
BTU Δ70° 12036

○ **White**
HK601370W4 €925.00

● **Bespoke Colour Finish**
HK6013704RAL €1310.00

KOLOM - 2 Column Feet

○ **White**
HK2FEET €90.00

● **Bespoke Colour Finish**
HK2FEETRAL €120.00

KOLOM - 3 Column Feet

○ **White**
HK3FEET €90.00

● **Bespoke Colour Finish**
HK3FEETRAL €120.00

KOLOM - 4 Column Feet

○ **White**
HK4FEET €90.00

● **Bespoke Colour Finish**
HK4FEETRAL €120.00



Image for illustration purposes only



Projection from wall to front: 157mm
Distance from Wall to Pipe Centres: 87mm
Note: Pipe centres for radiators subject to +/- 5mm tolerance.
Note: To convert Δ50° output to a Δ30° see page 127 for more details.

TRADITIONAL RADIATORS

This stylish suite of radiators perfectly blends the traditional with the modern resulting in a distinct look, fit for any bathroom. Mixing the traditional column insert with the chrome surround gives this range a timeless yet classical appearance.

KNIGHTSBRIDGE

Traditional Radiator

H-963 x W-673 x D-230mm

Pipe Centres 460mm

Pipe Centres from Wall 92mm

BTU $\Delta 50^\circ$ 1818

BTU $\Delta 70^\circ$ 2799

● **White & Chrome**

KGTR02 €540.00



ELGANTE

Traditional Radiator

H-1000 x W-635mm

Pipe Centres 525mm

Pipe Centres from Wall 79mm

BTU $\Delta 50^\circ$ 3240

BTU $\Delta 70^\circ$ 4989

● **White & Chrome**

ELGA04 €740.00



FLORIENCE

Traditional Radiator

H-963 x W-538 x D-230mm

Pipe Centres 325mm

Pipe Centres from Wall 92mm

BTU $\Delta 50^\circ$ 1262

BTU $\Delta 70^\circ$ 1943

● **White & Chrome**

FLRC01 €504.00



DELGADA - Heated Towel Rail

H-1130 x W-553mm x D-230mm

Pipe Centres 330mm

Pipe Centres from Wall 100mm

BTU $\Delta 50^\circ$ 2523

BTU $\Delta 70^\circ$ 3886

● **White & Chrome**

DLGA03 €800.00



Projection from wall to front: 230mm
 Distance from Wall to Pipe Centres: 79-100mm
 Note: Pipe centres for radiators subject to +/- 5mm tolerance.
 Note: To convert $\Delta 50^\circ$ output to a $\Delta 30^\circ$ see page 127 for more details.



ROND

RAL COLOUR
FINISH
AVAILABLE
See page 32 for details

MILD STEEL VERTICAL

The Rond offers the perfect combination of design appearance and performance, making this the ideal choice for any project. Available in both horizontal and vertical, a range of colouring is available to bring that designer feel to any space in the home.

ROND
H-1500 x W-300mm NEW
Pipe Centres 390mm
BTU Δ50° 2244
BTU Δ70° 3506

- Anthracite
HR15300SA €340.00
- White
HR15300SW €340.00
- Bespoke Colour Finish
HR15300SRAL €496.00

ROND
H-1500 x W-440mm
Pipe Centres 530mm
BTU Δ50° 3468
BTU Δ70° 5419

- Anthracite
HR15440SA €475.00
- White
HR15440SW €475.00
- Bespoke Colour Finish
HR15440SRAL €714.00

ROND
H-1800 x W-300mm
Pipe Centres 390mm
BTU Δ50° 3383
BTU Δ70° 5286

- Anthracite
HR18300SA €372.00
- White
HR18300SW €372.00
- Bespoke Colour Finish
HR18300SRAL €552.00

ROND
H-1500 x W-370mm NEW
Pipe Centres 460mm
BTU Δ50° 2762
BTU Δ70° 4316

- Anthracite
HR15370SA €436.00
- White
HR15370SW €436.00
- Bespoke Colour Finish
HR15370SRAL €546.00

ROND
H-1500 x W-510mm
Pipe Centres 600mm
BTU Δ50° 4044
BTU Δ70° 6319

- Anthracite
HR15510SA €538.00
- White
HR15510SW €538.00
- Bespoke Colour Finish
HR15510SRAL €840.00

ROND
H-1800 x W-370mm
Pipe Centres 460mm
BTU Δ50° 4228
BTU Δ70° 6607

- Anthracite
HR18370SA €480.00
- White
HR18370SW €480.00
- Bespoke Colour Finish
HR18370SRAL €690.00



ROND
H-1800 x W-440mm
Pipe Centres 530mm
BTU Δ50° 5074
BTU Δ70° 7928

- Anthracite
HR18440SA €525.00
- White
HR18440SW €525.00
- Bespoke Colour Finish
HR18440SRAL €810.00

ROND
H-1800 x W-510mm
Pipe Centres 600mm
BTU Δ50° 5920
BTU Δ70° 9250

- Anthracite
HR18510SA €660.00
- White
HR18510SW €660.00
- Bespoke Colour Finish
HR18510SRAL €930.00



Projection from wall to front: 100mm
Distance from Wall to Pipe Centres: 70mm
Note: Pipe centres for radiators subject to +/- 5mm tolerance.
Note: To convert Δ50° output to a Δ30° see page 127 for more details.

ROND

RAL COLOUR
FINISH
AVAILABLE
See page 32 for details



MILD STEEL HORIZONTAL

ROND
H-550 x W-440mm NEW
Pipe Centres 530mm
BTU Δ50° 1562
BTU Δ70° 2440

- Anthracite
HR55440SA €230.00
- White
HR55440SW €230.00
- Bespoke Colour Finish
HR55440SRAL €455.00

ROND
H-550 x W-580mm NEW
Pipe Centres 670mm
BTU Δ50° 2080
BTU Δ70° 3250

- Anthracite
HR55580SA €288.00
- White
HR55580SW €288.00
- Bespoke Colour Finish
HR55580SRAL €565.00

ROND
H-550 x W-790mm
Pipe Centres 880mm
BTU Δ50° 2925
BTU Δ70° 4570

- Anthracite
HR55790SA €437.00
- White
HR55790SW €437.00
- Bespoke Colour Finish
HR55790SRAL €702.00

ROND
H-550 x W-1000mm
Pipe Centres 1090mm
BTU Δ50° 3723
BTU Δ70° 5817

- Anthracite
HR551000SA €512.00
- White
HR551000SW €512.00
- Bespoke Colour Finish
HR551000SRAL €888.00

ROND
H-550 x W-1210mm
Pipe Centres 1300mm
BTU Δ50° 4521
BTU Δ70° 7063

- Anthracite
HR551210SA €600.00
- White
HR551210SW €600.00
- Bespoke Colour Finish
HR551210SRAL €1050.00

ROND
H-550 x W-1420mm
Pipe Centres 1510mm
BTU Δ50° 5318
BTU Δ70° 8310

- Anthracite
HR551420SA €700.00
- White
HR551420SW €700.00
- Bespoke Colour Finish
HR551420SRAL €1260.00



Rond radiator in bespoke finish



Projection from wall to front: 100mm
Distance from Wall to Pipe Centres: 70mm
Note: Pipe centres for radiators subject to +/- 5mm tolerance.
Note: To convert Δ50° output to a Δ30° see page 127 for more details.

KALORA

RAL COLOUR FINISH AVAILABLE
See page 32 for details

NEW PRODUCT

SUPER HEAT OUTPUT

The Kalora radiator boasts an impressive sleek, contemporary design, transforming spaces with its understated elegance. Its tall vertical channels ensure formidable heat output, making a statement both aesthetically and functionally. The Kalora is available in standard white and a wide range of RAL colour options to seamlessly complement any interior




Image for illustration purposes only

MILD STEEL SINGLE PANEL - VERTICAL

KALORA - Single Panel NEW
H-2000 x W-281mm

Pipe Centres 371mm
BTU Δ50° 3168
BTU Δ70° 4950

○ White
KALO20281SW €389.00

● Bespoke Colour Finish
KALO20281SRAL €719.00

KALORA - Single Panel NEW
H-2000 x W-338mm

Pipe Centres 428mm
BTU Δ50° 3502
BTU Δ70° 5472

○ White
KALO20338SW €449.00

● Bespoke Colour Finish
KALO20338SRAL €779.00

KALORA - Single Panel NEW
H-2000 x W-450mm

Pipe Centres 540mm
BTU Δ50° 4740
BTU Δ70° 7406

○ White
KALO20450SW €579.00

● Bespoke Colour Finish
KALO20450SRAL €909.00



Projection from wall to front: 110mm
Distance from Wall to Pipe Centres: 65mm
Note: Pipe centres for radiators subject to +/- 5mm tolerance.
Note: To convert Δ50° output to a Δ30° see page 127 for more details.

KALORA

RAL COLOUR
FINISH
AVAILABLE
See page 32 for details

The Kalora radiator boasts an impressive sleek, contemporary design, transforming spaces with its understated elegance. Its tall vertical channels ensure formidable heat output, making a statement both aesthetically and functionally. The Kalora is available in standard white and a wide range of RAL colour options to seamlessly complement any interior



MILD STEEL DOUBLE PANEL - VERTICAL

KALORA - Double Panel NEW
H-2000 x W-281mm
Pipe Centres 371mm
BTU $\Delta 50^\circ$ 5555
BTU $\Delta 70^\circ$ 8680

White
KALO20281DW **€599.00**
 Bespoke Colour Finish
KALO20281DRAL **€929.00**

KALORA - Double Panel NEW
H-2000 x W-338mm
Pipe Centres 428mm
BTU $\Delta 50^\circ$ 6728
BTU $\Delta 70^\circ$ 10512

White
KALO20338DW **€709.00**
 Bespoke Colour Finish
KALO20338DRAL **€1039.00**

KALORA - Double Panel NEW
H-2000 x W-450mm
Pipe Centres 540mm
BTU $\Delta 50^\circ$ 9037
BTU $\Delta 70^\circ$ 14120

White
KALO20450DW **€899.00**
 Bespoke Colour Finish
KALO20450DRAL **€1229.00**



Image for illustration purposes only

NEW
PRODUCT

KALORA - VERTICAL DOUBLE PANEL



Projection from wall to front: 110mm
Distance from Wall to Pipe Centres: 65mm
Note: Pipe centres for radiators subject to +/- 5mm tolerance.
Note: To convert $\Delta 50^\circ$ output to a $\Delta 30^\circ$ see page 127 for more details.

KALORA - VERTICAL DOUBLE PANEL

CONSOL

RAL COLOUR
FINISH
AVAILABLE
See page 32 for details

MILD STEEL SINGLE PANEL - VERTICAL

The Consol radiator offers a clean contemporary design that will suit any heating project. Colour options include white and anthracite as standard however the Consol is also available in a wide selection of RAL colour options to compliment any surroundings.

VERTICAL

CONSOL - Single Panel NEW
H-1600 x W-218mm

Pipe Centres	288mm
BTU Δ50°	1361
BTU Δ70°	2126

● **Anthracite**
HCON16216SA €190.00

○ **White**
HCON16216SW €190.00

● **Bespoke Colour Finish**
HCON16216SRAL €390.00

CONSOL - Single Panel NEW
H-1600 x W-292mm

Pipe Centres	362mm
BTU Δ50°	1814
BTU Δ70°	2835

● **Anthracite**
HCON16292SA €238.00

○ **White**
HCON16292SW €238.00

● **Bespoke Colour Finish**
HCON16292SRAL €470.00

CONSOL - Single Panel
H-1600 x W-366mm

Pipe Centres	436mm
BTU Δ50°	2268
BTU Δ70°	3543

● **Anthracite**
HCON16366SA €280.00

○ **White**
HCON16366SW €280.00

● **Bespoke Colour Finish**
HCON16366SRAL €489.00

CONSOL - Single Panel
H-1600 x W-440mm

Pipe Centres	510mm
BTU Δ50°	2721
BTU Δ70°	4252

● **Anthracite**
HCON16440SA €325.00

○ **White**
HCON16440SW €325.00

● **Bespoke Colour Finish**
HCON16440SRAL €567.00

CONSOL - Single Panel
H-1600 x W-514mm

Pipe Centres	584mm
BTU Δ50°	3175
BTU Δ70°	4960

● **Anthracite**
HCON16514SA €375.00

○ **White**
HCON16514SW €375.00

● **Bespoke Colour Finish**
HCON16514SRAL €648.00

CONSOL - Single Panel NEW
H-1800 x W-218mm

Pipe Centres	288mm
BTU Δ50°	1463
BTU Δ70°	2286

● **Anthracite**
HCON18218SA €210.00

○ **White**
HCON18218SW €210.00

● **Bespoke Colour Finish**
HCON18218SRAL €510.00

CONSOL - Single Panel NEW
H-1800 x W-292mm

Pipe Centres	362mm
BTU Δ50°	1951
BTU Δ70°	3048

● **Anthracite**
HCON18292SA €262.00

○ **White**
HCON18292SW €262.00

● **Bespoke Colour Finish**
HCON18292SRAL €505.00

CONSOL - Single Panel
H-1800 x W-366mm

Pipe Centres	436mm
BTU Δ50°	2438
BTU Δ70°	3810

● **Anthracite**
HCON18366SA €306.00

○ **White**
HCON18366SW €306.00

● **Bespoke Colour Finish**
HCON18366SRAL €540.00

CONSOL - Single Panel
H-1800 x W-440mm

Pipe Centres	510mm
BTU Δ50°	2926
BTU Δ70°	4572

● **Anthracite**
HCON18440SA €350.00

○ **White**
HCON18440SW €350.00

● **Bespoke Colour Finish**
HCON18440SRAL €612.00

CONSOL - Single Panel
H-1800 x W-514mm

Pipe Centres	584mm
BTU Δ50°	3413
BTU Δ70°	5333

● **Anthracite**
HCON18514SA €400.00

○ **White**
HCON18514SW €400.00

● **Bespoke Colour Finish**
HCON18514SRAL €696.00




Consol radiator in 9001 Cream (Gloss) finish



Projection from wall to front: 90mm
Distance from Wall to Pipe Centres: 40mm
Note: Pipe centres for radiators subject to +/- 5mm tolerance.
Note: To convert Δ50° output to a Δ30° see page 127 for more details.

CONSOL

MILD STEEL
SINGLE PANEL - HORIZONTAL



HORIZONTAL

CONSOL - Single Panel NEW
H-600 x W-440mm

Pipe Centres 510mm
BTU Δ50° 1064
BTU Δ70° 1662

● **Anthracite**
HCON60440SA €182.00

○ **White**
HCON60440SW €182.00

● **Bespoke Colour Finish**
HCON60440SRAL €420.00

CONSOL - Single Panel
H-600 x W-588mm

Pipe Centres 658mm
BTU Δ50° 1419
BTU Δ70° 2217

● **Anthracite**
HCON60588SA €225.00

○ **White**
HCON60588SW €225.00

● **Bespoke Colour Finish**
HCON60588SRAL €442.00

CONSOL - Single Panel
H-600 x W-810mm

Pipe Centres 880mm
BTU Δ50° 1951
BTU Δ70° 3048

● **Anthracite**
HCON60810SA €306.00

○ **White**
HCON60810SW €306.00

● **Bespoke Colour Finish**
HCON60810SRAL €564.00

CONSOL - Single Panel
H-600 x W-1032mm

Pipe Centres 1102mm
BTU Δ50° 2482
BTU Δ70° 3879

● **Anthracite**
HCON601032SA €375.00

○ **White**
HCON601032SW €375.00

● **Bespoke Colour Finish**
HCON601032SRAL €684.00

CONSOL - Single Panel
H-600 x W-1254mm

Pipe Centres 1324mm
BTU Δ50° 3014
BTU Δ70° 4710

● **Anthracite**
HCON601254SA €438.00

○ **White**
HCON601254SW €438.00

● **Bespoke Colour Finish**
HCON601254SRAL €816.00

CONSOL - Single Panel
H-600 x W-1402mm

Pipe Centres 1472mm
BTU Δ50° 3369
BTU Δ70° 5264

● **Anthracite**
HCON601402SA €460.00

○ **White**
HCON601402SW €460.00

● **Bespoke Colour Finish**
HCON601402SRAL €900.00



Consol radiator in 5005 Signal Blue (Gloss) finish



Projection from wall to front: 90mm
Distance from Wall to Pipe Centres: 40mm
Note: Pipe centres for radiators subject to +/- 5mm tolerance.
Note: To convert Δ50° output to a Δ30° see page 127 for more details.

CONSOL

RAL COLOUR
FINISH
AVAILABLE
See page 32 for details

MILD STEEL
DOUBLE PANEL - VERTICAL

VERTICAL

CONSOL - Double Panel NEW
H-1600 x W-218mm
Pipe Centres 288mm
BTU Δ50° 2332
BTU Δ70° 3644

● **Anthracite**
HCON16216DA €288.00

○ **White**
HCON16216DW €288.00

● **Bespoke Colour Finish**
HCON16216DRAL €600.00

CONSOL - Double Panel NEW
H-1600 x W-292mm
Pipe Centres 362mm
BTU Δ50° 3110
BTU Δ70° 4859

● **Anthracite**
HCON162928DA €363.00

○ **White**
HCON162928DW €363.00

● **Bespoke Colour Finish**
HCON162928DRAL €715.00

CONSOL - Double Panel
H-1600 x W-366mm
Pipe Centres 436mm
BTU Δ50° 3887
BTU Δ70° 6074

● **Anthracite**
HCON16366DA €438.00

○ **White**
HCON16366DW €438.00

● **Bespoke Colour Finish**
HCON16366DRAL €830.00

CONSOL - Double Panel
H-1600 x W-440mm
Pipe Centres 510mm
BTU Δ50° 4665
BTU Δ70° 7289

● **Anthracite**
HCON16440DA €500.00

○ **White**
HCON16440DW €500.00

● **Bespoke Colour Finish**
HCON16440DRAL €960.00

CONSOL - Double Panel
H-1600 x W-514mm
Pipe Centres 584mm
BTU Δ50° 5442
BTU Δ70° 8504

● **Anthracite**
HCON16514DA €588.00

○ **White**
HCON16514DW €588.00

● **Bespoke Colour Finish**
HCON16514DRAL €1090.00

CONSOL - Double Panel NEW
H-1800 x W-218mm
Pipe Centres 288mm
BTU Δ50° 5442
BTU Δ70° 8504

● **Anthracite**
HCON18218DA €370.00

○ **White**
HCON18218DW €370.00

● **Bespoke Colour Finish**
HCON18218DRAL €670.00

CONSOL - Double Panel NEW
H-1800 x W-292mm
Pipe Centres 362mm
BTU Δ50° 3519
BTU Δ70° 5499

● **Anthracite**
HCON182928DA €412.00

○ **White**
HCON182928DW €412.00

● **Bespoke Colour Finish**
HCON182928DRAL €840.00

CONSOL - Double Panel
H-1800 x W-366mm
Pipe Centres 436mm
BTU Δ50° 4399
BTU Δ70° 6873

● **Anthracite**
HCON18366DA €475.00

○ **White**
HCON18366DW €475.00

● **Bespoke Colour Finish**
HCON18366DRAL €875.00

CONSOL - Double Panel
H-1800 x W-440mm
Pipe Centres 510mm
BTU Δ50° 5279
BTU Δ70° 8248

● **Anthracite**
HCON18440DA €560.00

○ **White**
HCON18440DW €560.00

● **Bespoke Colour Finish**
HCON18440DRAL €1025.00

CONSOL - Double Panel
H-1800 x W-514mm
Pipe Centres 584mm
BTU Δ50° 6158
BTU Δ70° 9623

● **Anthracite**
HCON18514DA €625.00

○ **White**
HCON18514DW €625.00

● **Bespoke Colour Finish**
HCON18514DRAL €1140.00



Consol radiator in bespoke finish




Projection from wall to front: 90mm
Distance from Wall to Pipe Centres: 65mm
Note: Pipe centres for radiators subject to +/- 5mm tolerance.
Note: To convert Δ50° output to a Δ30° see page 127 for more details.

CONSOL

RAL COLOUR
FINISH
AVAILABLE
See page 32 for details

MILD STEEL
DOUBLE PANEL - HORIZONTAL



Consol radiator in 5005 Signal Blue (Gloss) finish

HORIZONTAL

CONSOL - Double Panel NEW
H-600 x W-440mm

Pipe Centres 510mm
BTU Δ50° 2026
BTU Δ70° 3165

- Anthracite
HCON60440DA €244.00
- White
HCON60440DW €244.00
- Bespoke Colour Finish
HCON60440DRAL €500.00

CONSOL - Double Panel
H-600 x W-588mm

Pipe Centres 658mm
BTU Δ50° 2701
BTU Δ70° 4220

- Anthracite
HCON60588DA €288.00
- White
HCON60588DW €288.00
- Bespoke Colour Finish
HCON60588DRAL €635.00

CONSOL - Double Panel
H-600 x W-810mm

Pipe Centres 880mm
BTU Δ50° 3713
BTU Δ70° 5802

- Anthracite
HCON60810DA €395.00
- White
HCON60810DW €395.00
- Bespoke Colour Finish
HCON60810DRAL €780.00

CONSOL - Double Panel
H-600 x W-1032mm

Pipe Centres 1102mm
BTU Δ50° 4726
BTU Δ70° 7385

- Anthracite
HCON601032DA €500.00
- White
HCON601032DW €500.00
- Bespoke Colour Finish
HCON601032DRAL €960.00

CONSOL - Double Panel
H-600 x W-1254mm

Pipe Centres 1324mm
BTU Δ50° 5739
BTU Δ70° 8967

- Anthracite
HCON601254DA €588.00
- White
HCON601254DW €588.00
- Bespoke Colour Finish
HCON601254DRAL €1116.00

CONSOL - Double Panel
H-600 x W-1402mm

Pipe Centres 1472mm
BTU Δ50° 6414
BTU Δ70° 10022

- Anthracite
HCON601402DA €665.00
- White
HCON601402DW €665.00
- Bespoke Colour Finish
HCON601402DRAL €1280.00



Projection from wall to front: 90mm
Distance from Wall to Pipe Centres: 65mm
Note: Pipe centres for radiators subject to +/- 5mm tolerance.
Note: To convert Δ50° output to a Δ30° see page 127 for more details.

OVALE

RAL COLOUR
FINISH
AVAILABLE
See page 32 for details

A timeless and contemporary radiator, the Ovale design offers a modern look that is available in white and anthracite while as well as a wide range of bespoke colouring for that personal touch.

MILD STEEL SINGLE PANEL - VERTICAL

VERTICAL

OVALE - Single Panel NEW
H-1500 x W-236mm
Pipe Centres 306mm
BTU Δ50° 767
BTU Δ70° 1199

● **Anthracite**
HO15236SA €180.00

○ **White**
HO15236SW €180.00

● **Bespoke Colour Finish**
HO15236SRAL €350.00

OVALE - Single Panel NEW
H-1500 x W-295mm
Pipe Centres 365mm
BTU Δ50° 999
BTU Δ70° 1561

● **Anthracite**
HO15295SA €220.00

○ **White**
HO15295SW €220.00

● **Bespoke Colour Finish**
HO15295SRAL €425.00

OVALE - Single Panel
H-1500 x W-354mm
Pipe Centres 424mm
BTU Δ50° 1231
BTU Δ70° 1923

● **Anthracite**
HO15354SA €246.00

○ **White**
HO15354SW €246.00

● **Bespoke Colour Finish**
HO15354SRAL €456.00

OVALE - Single Panel
H-1500 x W-413mm
Pipe Centres 483mm
BTU Δ50° 1434
BTU Δ70° 2241

● **Anthracite**
HO15413SA €282.00

○ **White**
HO15413SW €282.00

● **Bespoke Colour Finish**
HO15413SRAL €528.00

OVALE - Single Panel
H-1500 x W-472mm
Pipe Centres 542mm
BTU Δ50° 1640
BTU Δ70° 2562

● **Anthracite**
HO15472SA €318.00

○ **White**
HO15472SW €318.00

● **Bespoke Colour Finish**
HO15472SRAL €600.00

OVALE - Single Panel
H-1500 x W-531mm
Pipe Centres 601mm
BTU Δ50° 1843
BTU Δ70° 2880

● **Anthracite**
HO15531SA €348.00

○ **White**
HO15531SW €348.00

● **Bespoke Colour Finish**
HO15531SRAL €660.00

OVALE - Single Panel NEW
H-1800 x W-236mm
Pipe Centres 306mm
BTU Δ50° 1313
BTU Δ70° 2051

● **Anthracite**
HO18236SA €219.00

○ **White**
HO18236SW €219.00

● **Bespoke Colour Finish**
HO18236SRAL €400.00

OVALE - Single Panel NEW
H-1800 x W-295mm
Pipe Centres 365mm
BTU Δ50° 1586
BTU Δ70° 2478

● **Anthracite**
HO18295SA €250.00

○ **White**
HO18295SW €250.00

● **Bespoke Colour Finish**
HO18295SRAL €495.00

OVALE - Single Panel
H-1800 x W-354mm
Pipe Centres 424mm
BTU Δ50° 2022
BTU Δ70° 3160

● **Anthracite**
HO18354SA €282.00

○ **White**
HO18354SW €282.00

● **Bespoke Colour Finish**
HO18354SRAL €528.00

OVALE - Single Panel
H-1800 x W-413mm
Pipe Centres 483mm
BTU Δ50° 2356
BTU Δ70° 3682

● **Anthracite**
HO18413SA €318.00

○ **White**
HO18413SW €318.00

● **Bespoke Colour Finish**
HO18413SRAL €600.00

OVALE - Single Panel
H-1800 x W-472mm
Pipe Centres 542mm
BTU Δ50° 2694
BTU Δ70° 4209

● **Anthracite**
HO18472SA €325.00

○ **White**
HO18472SW €375.00

● **Bespoke Colour Finish**
HO18472SRAL €672.00

OVALE - Single Panel
H-1800 x W-531mm
Pipe Centres 601mm
BTU Δ50° 3028
BTU Δ70° 4731

● **Anthracite**
HO18531SA €363.00

○ **White**
HO18531SW €413.00

● **Bespoke Colour Finish**
HO18531SRAL €738.00



Image for illustration purposes only



Projection from wall to front: 102mm
Distance from Wall to Pipe Centres: 65mm
Note: Pipe centres for radiators subject to +/- 5mm tolerance.
Note: To convert Δ50° output to a Δ30° see page 127 for more details.

OVALE

RAL COLOUR
FINISH
AVAILABLE
See page 32 for details

MILD STEEL
SINGLE PANEL - HORIZONTAL



HORIZONTAL

OVALE - Single Panel NEW
H-550 x W-413mm
Pipe Centres 483mm
BTU Δ50° 942
BTU Δ70° 1471

● **Anthracite**
HO55413SA €175.00

○ **White**
HO55413SW €175.00

● **Bespoke Colour Finish**
HO55413SRAL €350.00

OVALE - Single Panel NEW
H-550 x W-590mm
Pipe Centres 660mm
BTU Δ50° 914
BTU Δ70° 1428

● **Anthracite**
HO55590SA €219.00

○ **White**
HO55590SW €219.00

● **Bespoke Colour Finish**
HO55590SRAL €450.00

OVALE - Single Panel
H-550 x W-826mm
Pipe Centres 896mm
BTU Δ50° 1883
BTU Δ70° 2943

● **Anthracite**
HO55826SA €288.00

○ **White**
HO55826SW €288.00

● **Bespoke Colour Finish**
HO55826SRAL €528.00

OVALE - Single Panel
H-550 x W-1003mm
Pipe Centres 1073mm
BTU Δ50° 2287
BTU Δ70° 3573

● **Anthracite**
HO551003SA €300.00

○ **White**
HO551003SW €300.00

● **Bespoke Colour Finish**
HO551003SRAL €665.00

OVALE - Single Panel
H-550 x W-1180mm
Pipe Centres 1250mm
BTU Δ50° 2690
BTU Δ70° 4204

● **Anthracite**
HO551180SA €388.00

○ **White**
HO551180SW €388.00

● **Bespoke Colour Finish**
HO551180SRAL €770.00

OVALE - Single Panel
H-550 x W-1416mm
Pipe Centres 1486mm
BTU Δ50° 3229
BTU Δ70° 5045

● **Anthracite**
HO551416SA €500.00

○ **White**
HO551416SW €500.00

● **Bespoke Colour Finish**
HO551416SRAL €890.00




Ovale radiator in 9005 Jet Black finish



Projection from wall to front: 102mm
Distance from Wall to Pipe Centres: 65mm
Note: Pipe centres for radiators subject to +/- 5mm tolerance.
Note: To convert Δ50° output to a Δ30° see page 127 for more details.

OVALE

MILD STEEL DOUBLE PANEL - VERTICAL



VERTICAL

OVALE - Double Panel NEW
H-1500 x W-236mm

Pipe Centres 306mm
BTU Δ50° 1599
BTU Δ70° 2499

● Anthracite	HO15236DA	€312.00
○ White	HO15236DW	€312.00
● Bespoke Colour Finish	HO15236DRAL	€520.00

OVALE - Double Panel NEW
H-1500 x W-295mm

Pipe Centres 365mm
BTU Δ50° 2080
BTU Δ70° 3250

● Anthracite	HO15295DA	€375.00
○ White	HO15295DW	€375.00
● Bespoke Colour Finish	HO15295DRAL	€635.00

OVALE - Double Panel
H-1500 x W-354mm

Pipe Centres 424mm
BTU Δ50° 2553
BTU Δ70° 3989

● Anthracite	HO15354DA	€412.00
○ White	HO15354DW	€412.00
● Bespoke Colour Finish	HO15354DRAL	€725.00

OVALE - Double Panel
H-1500 x W-413mm

Pipe Centres 483mm
BTU Δ50° 2978
BTU Δ70° 4654

● Anthracite	HO15413DA	€450.00
○ White	HO15413DW	€450.00
● Bespoke Colour Finish	HO15413DRAL	€850.00

OVALE - Double Panel
H-1500 x W-472mm

Pipe Centres 542mm
BTU Δ50° 3404
BTU Δ70° 5318

● Anthracite	HO15472DA	€500.00
○ White	HO15472DW	€500.00
● Bespoke Colour Finish	HO15472DRAL	€940.00

OVALE - Double Panel
H-1500 x W-531mm

Pipe Centres 601mm
BTU Δ50° 3829
BTU Δ70° 5983

● Anthracite	HO15531DA	€550.00
○ White	HO15531DW	€550.00
● Bespoke Colour Finish	HO15531DRAL	€1030.00

OVALE - Double Panel NEW
H-1800 x W-236mm

Pipe Centres 306mm
BTU Δ50° 2796
BTU Δ70° 4369

● Anthracite	HO18236DA	€345.00
○ White	HO18236DW	€345.00
● Bespoke Colour Finish	HO18236DRAL	€595.00

OVALE - Double Panel NEW
H-1800 x W-295mm

Pipe Centres 365mm
BTU Δ50° 3495
BTU Δ70° 5461

● Anthracite	HO18295DA	€412.00
○ White	HO18295DW	€412.00
● Bespoke Colour Finish	HO18295DRAL	€740.00

OVALE - Double Panel
H-1800 x W-354mm

Pipe Centres 424mm
BTU Δ50° 4194
BTU Δ70° 6554

● Anthracite	HO18354DA	€475.00
○ White	HO18354DW	€475.00
● Bespoke Colour Finish	HO18354DRAL	€860.00

OVALE - Double Panel
H-1800 x W-413mm

Pipe Centres 483mm
BTU Δ50° 4893
BTU Δ70° 7646

● Anthracite	HO18413DA	€538.00
○ White	HO18413DW	€538.00
● Bespoke Colour Finish	HO18413DRAL	€975.00

OVALE - Double Panel
H-1800 x W-472mm

Pipe Centres 542mm
BTU Δ50° 5592
BTU Δ70° 8738

● Anthracite	HO18472DA	€605.00
○ White	HO18472DW	€605.00
● Bespoke Colour Finish	HO18472DRAL	€1090.00

OVALE - Double Panel
H-1800 x W-531mm

Pipe Centres 601mm
BTU Δ50° 6291
BTU Δ70° 9830

● Anthracite	HO18531DA	€660.00
○ White	HO18531DW	€660.00
● Bespoke Colour Finish	HO18531DRAL	€1200.00




Image for illustration purposes only



Projection from wall to front: 102mm
Distance from Wall to Pipe Centres: 65mm
Note: Pipe centres for radiators subject to +/- 5mm tolerance.
Note: To convert Δ50° output to a Δ30° see page 127 for more details.

OVALE

RAL COLOUR
FINISH
AVAILABLE
See page 32 for details

MILD STEEL
DOUBLE PANEL - HORIZONTAL

Image for illustration purposes only



HORIZONTAL

OVALE - Double Panel NEW
H-550 x W-413mm
Pipe Centres 483mm
BTU $\Delta 50^\circ$ 1861
BTU $\Delta 70^\circ$ 2908

● **Anthracite**
HO55413DA €238.00

○ **White**
HO55413DW €237.00

● **Bespoke Colour Finish**
HO55413DRAL €435.00

OVALE - Double Panel NEW
H-550 x W-590mm
Pipe Centres 660mm
BTU $\Delta 50^\circ$ 2690
BTU $\Delta 70^\circ$ 4204

● **Anthracite**
HO55590DA €312.00

○ **White**
HO55590DW €312.00

● **Bespoke Colour Finish**
HO55590DRAL €575.00

OVALE - Double Panel
H-550 x W-826mm
Pipe Centres 896mm
BTU $\Delta 50^\circ$ 3723
BTU $\Delta 70^\circ$ 5817

● **Anthracite**
HO55826DA €463.00

○ **White**
HO55826DW €463.00

● **Bespoke Colour Finish**
HO55826DRAL €800.00

OVALE - Double Panel
H-550 x W-1003mm
Pipe Centres 1073mm
BTU $\Delta 50^\circ$ 4521
BTU $\Delta 70^\circ$ 7063

● **Anthracite**
HO551003DA €530.00

○ **White**
HO551003DW €530.00

● **Bespoke Colour Finish**
HO551003DRAL €960.00

OVALE - Double Panel
H-550 x W-1180mm
Pipe Centres 1250mm
BTU $\Delta 50^\circ$ 5318
BTU $\Delta 70^\circ$ 8310

● **Anthracite**
HO551180DA €612.00

○ **White**
HO551180DW €612.00

● **Bespoke Colour Finish**
HO551180DRAL €1080.00

OVALE - Double Panel
H-550 x W-1416mm
Pipe Centres 1486mm
BTU $\Delta 50^\circ$ 6382
BTU $\Delta 70^\circ$ 9972

● **Anthracite**
HO551416DA €720.00

○ **White**
HO551416DW €720.00

● **Bespoke Colour Finish**
HO551416DRAL €1370.00



Ovale radiator in 9005 Jet Black finish




Projection from wall to front: 102mm
Distance from Wall to Pipe Centres: 65mm
Note: Pipe centres for radiators subject to +/- 5mm tolerance.
Note: To convert $\Delta 50^\circ$ output to a $\Delta 30^\circ$ see page 127 for more details.

BELIEZA

RAL COLOUR FINISH AVAILABLE
See page 32 for details

MILD STEEL

A unique and bold design, the Belieza heated towel rail brings a touch of class to any bathroom enhanced by its unusual flat tube design. A step up from conventional towel rails, it adds a little something different to any project.



Projection from wall to front: 95mm
Distance from Wall to Pipe Centres: 65mm
Note: Pipe centres for radiators subject to +/- 5mm tolerance.
Note: To convert Δ50° output to a Δ30° see page 127 for more details.



BELIEZA

RAL COLOUR FINISH AVAILABLE
See page 32 for details

MILD STEEL

A unique and bold design, the Belieza heated towel rail brings a touch of class to any bathroom enhanced by its unusual flat tube design. A step up from conventional towel rails, it adds a little something different to any project.



BELIEZA
H-1200 x W-500mm **NEW**
Pipe Centres 450mm
BTU Δ50° 1337
BTU Δ70° 2059

- **Chrome**
BELI1250 €588.00
- **Brushed Brass**
BELI1250BB €798.00
- **Gunmetal Grey**
BELI1250GM €798.00
- **Country Bronze**
BELI1250CB €798.00

BELIEZA
H-1200 x W-500mm
Pipe Centres 450mm
BTU Δ50° 1824
BTU Δ70° 2809

- **White**
BELI1250MW €396.00
- **Carbon**
BELI1250C €396.00
- **Matt Black Sparkle**
BELI1250MB €396.00
- **Bespoke Colour Finish**
BELI1250RAL €684.00

BELIEZA
H-900 x W-500mm **NEW**
Pipe Centres 450mm
BTU Δ50° 948
BTU Δ70° 1460

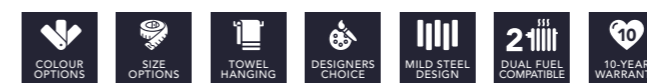
- **Chrome**
BELI9050 €456.00
- **Brushed Brass**
BELI9050BB €624.00
- **Gunmetal Grey**
BELI9050GM €624.00
- **Country Bronze**
BELI9050CB €624.00

BELIEZA
H-900 x W-500mm
Pipe Centres 450mm
BTU Δ50° 1292
BTU Δ70° 1990

- **White**
BELI9050MW €318.00
- **Carbon**
BELI9050C €318.00
- **Matt Black Sparkle**
BELI9050MB €318.00
- **Bespoke Colour Finish**
BELI9050RAL €558.00



Projection from wall to front: 95mm
Distance from Wall to Pipe Centres: 65mm
Note: Pipe centres for radiators subject to +/- 5mm tolerance.
Note: To convert Δ50° output to a Δ30° see page 127 for more details.



CALIDA

MILD STEEL

The funky modern design of the Calida makes a bold statement to compliment any bathroom. Designed for the modern environment, its wraparound flat bars offer plenty of space to gently warm your towels.



CALIDA
H-1200 x W-500mm
Pipe Centres 300mm
BTU $\Delta 50^\circ$ 2506
BTU $\Delta 70^\circ$ 3860

● Carbon
CLAD12050C €612.00



CALIDA
H-850 x W-500mm
Pipe Centres 300mm
BTU $\Delta 50^\circ$ 1821
BTU $\Delta 70^\circ$ 2804

● Carbon
CLAD8550C €474.00



Projection from wall to front: 155mm
Distance from Wall to Pipe Centres: 65mm
Note: Pipe centres for radiators subject to +/- 5mm tolerance.
Note: To convert $\Delta 50^\circ$ output to a $\Delta 30^\circ$ see page 127 for more details.



CLEO

MILD STEEL

This high-performing designer towel warmer is the perfect blend of excellent functionality and elegant design, offering not only the luxury of warm towels but also keeping your space cosy with substantial heat output.

A flat/straight design with crisp clean lines, available in a range of sizes and colours.



CLEO H-800 x W-500mm **NEW**
 Pipe Centres 455mm
 BTU $\Delta 50^\circ$ 818
 BTU $\Delta 70^\circ$ 1260

● **Chrome**
 HDRCLE85CH €270.00

CLEO H-800 x W-500mm **NEW**
 Pipe Centres 455mm
 BTU $\Delta 50^\circ$ 1217
 BTU $\Delta 70^\circ$ 1874

● **Matt Black**
 HDRCLE85MB €200.00

● **Anthracite**
 HDRCLE85AN €200.00

CLEO H-1200 x W-500mm **NEW**
 Pipe Centres 455mm
 BTU $\Delta 50^\circ$ 1193
 BTU $\Delta 70^\circ$ 1837

● **Chrome**
 HDRCLE125CH €350.00

CLEO H-1200 x W-500mm **NEW**
 Pipe Centres 455mm
 BTU $\Delta 50^\circ$ 1770
 BTU $\Delta 70^\circ$ 2726

● **Matt Black**
 HDRCLE125MB €270.00

● **Anthracite**
 HDRCLE125AN €270.00

CLEO H-1600 x W-500mm **NEW**
 Pipe Centres 455mm
 BTU $\Delta 50^\circ$ 1565
 BTU $\Delta 70^\circ$ 2410

● **Chrome**
 HDRCLE165CH €430.00

CLEO H-1600 x W-500mm **NEW**
 Pipe Centres 455mm
 BTU $\Delta 50^\circ$ 2326
 BTU $\Delta 70^\circ$ 3582

● **Matt Black**
 HDRCLE165MB €320.00

● **Anthracite**
 HDRCLE165AN €320.00

CLEO H-800 x W-600mm **NEW**
 Pipe Centres 555mm
 BTU $\Delta 50^\circ$ 944
 BTU $\Delta 70^\circ$ 1454

● **Chrome**
 HDRCLE86CH €280.00

CLEO H-1200 x W-600mm **NEW**
 Pipe Centres 555mm
 BTU $\Delta 50^\circ$ 1377
 BTU $\Delta 70^\circ$ 2121

● **Chrome**
 HDRCLE126CH €380.00

CLEO H-1600 x W-600mm **NEW**
 Pipe Centres 555mm
 BTU $\Delta 50^\circ$ 1807
 BTU $\Delta 70^\circ$ 2783

● **Chrome**
 HDRCLE166CH €440.00

CLEO H-800 x W-600mm **NEW**
 Pipe Centres 555mm
 BTU $\Delta 50^\circ$ 1405
 BTU $\Delta 70^\circ$ 2164

● **Matt Black**
 HDRCLE86MB €220.00

● **Anthracite**
 HDRCLE86AN €220.00

CLEO H-1200 x W-600mm **NEW**
 Pipe Centres 555mm
 BTU $\Delta 50^\circ$ 2046
 BTU $\Delta 70^\circ$ 3151

● **Matt Black**
 HDRCLE126MB €300.00

● **Anthracite**
 HDRCLE126AN €300.00

CLEO H-1600 x W-600mm **NEW**
 Pipe Centres 555mm
 BTU $\Delta 50^\circ$ 2684
 BTU $\Delta 70^\circ$ 4133

● **Matt Black**
 HDRCLE166MB €330.00

● **Anthracite**
 HDRCLE166AN €330.00



Images for illustration purposes only

NEW
PRODUCT



Projection from wall to front: 125-140mm
 Distance from Wall to Pipe Centres: 85-100mm
 Note: Pipe centres for radiators subject to +/- 5mm tolerance.
 Note: To convert $\Delta 50^\circ$ output to a $\Delta 30^\circ$ see page 127 for more details.

ALUMINIUM COLLECTION

RAIDEN

The RAIDEN ultra-modern double panel design offers a stylish and unique look that brings life to any home. This aluminium radiator is one of our most energy efficient meaning it is kinder to the environment.

KAMARI

The perfect choice for any home, the Kamari aluminium radiator provides excellent durability without compromising on style. This sleek design comes in a double and single panel options across a wide range of selections.



Raiden 1800 x 375mm Black Radiator
with x2 Brushed Brass Towel Rails
Image for illustration purposes only

RAIDEN

ALUMINIUM DOUBLE PANEL - VERTICAL

The Raiden ultra-modern double panel design offers a stylish and unique look that brings life to any home. This aluminium radiator is one of our most energy efficient meaning it is kinder to the environment.

RAIDEN - Double Panel H-1800 x W-185mm

Pipe Centres 275mm
BTU $\Delta 50^\circ$ 2950
BTU $\Delta 70^\circ$ 4542

● Carbon	RDB1800185C	€444.00
● Matt Black	RDB1800185B	€444.00
○ White	RDB1800185W	€444.00

RAIDEN - Double Panel H-1800 x W-280mm

Pipe Centres 370mm
BTU $\Delta 50^\circ$ 4423
BTU $\Delta 70^\circ$ 6811

● Carbon	RDB1800280C	€690.00
● Matt Black	RDB1800280B	€690.00
○ White	RDB1800280W	€690.00

RAIDEN - Double Panel H-1800 x W-375mm

Pipe Centres 465mm
BTU $\Delta 50^\circ$ 5882
BTU $\Delta 70^\circ$ 9059

● Carbon	RDB1800375C	€864.00
● Matt Black	RDB1800375B	€864.00
○ White	RDB1800375W	€864.00

RAIDEN - Double Panel NEW H-1800 x W470mm

Pipe Centres 555mm
BTU $\Delta 50^\circ$ 7372
BTU $\Delta 70^\circ$ 11354

● Carbon	RDB1800470C	€1039.50
● Matt Black	RDB1800470B	€1039.50
○ White	RDB1800470	€1039.50

RAIDEN - Double Panel NEW H-1800 x W-560mm

Pipe Centres 650mm
BTU $\Delta 50^\circ$ 8846
BTU $\Delta 70^\circ$ 13622

● Carbon	RDB1800560C	€1210.00
● Matt Black	RDB1800560B	€1210.00
○ White	RDB1800560W	€1210.00



1800 x 375mm Black Radiator
with x2 Brushed Brass Towel Rails



1800 x 280mm Anthracite Radiator
with x2 Chrome Towel Rails

Images for illustration purposes only




Image for illustration purposes only

RAIDEN - Towel Rail NEW H-60 x W-227mm

● Chrome	TWRL185	€72.00
● Brushed Brass	TWRL185BB	€78.00

RAIDEN - Towel Rail NEW H-60 x W-320mm

● Chrome	TWRL280	€78.00
● Brushed Brass	TWRL280BB	€84.00

RAIDEN - Towel Rail NEW H-60 x W-415mm


● Chrome	TWRL375	€84.00
● Brushed Brass	TWRL375BB	€90.00

RAIDEN - Towel Rail NEW H-60 x W-510mm

● Chrome	TWRL470	€90.00
● Brushed Brass	TWRL470BB	€96.00

RAIDEN - Towel Rail NEW H-60 x W-600mm

● Chrome	TWRL560	€96.00
● Brushed Brass	TWRL560BB	€102.00



Projection from wall to front: 117mm
Distance from Wall to Pipe Centres: 75mm
Note: Pipe centres for radiators subject to +/- 5mm tolerance.
Note: To convert $\Delta 50^\circ$ output to a $\Delta 30^\circ$ see page 127 for more details.



KAMARI

ALUMINIUM SINGLE PANEL - VERTICAL

The perfect choice for any home, the Kamari aluminium radiator provides excellent durability without compromising on style. This sleek design comes in a double and single panel options across a wide range of selections.



Image for illustration purposes only

VERTICAL

KAMARI - Single Panel
H-1800 x W-280mm NEW

Pipe Centres 370mm
BTU $\Delta 50^\circ$ 2809
BTU $\Delta 70^\circ$ 4354

- Anthracite
KMRI180028AS €420.00
- White
KMRI180028WS €420.00

KAMARI - Single Panel
H-1800 x W-470mm

Pipe Centres 560mm
BTU $\Delta 50^\circ$ 4682
BTU $\Delta 70^\circ$ 7257

- Anthracite
KMRI180047AS €660.00
- White
KMRI180047WS €660.00

KAMARI - Single Panel
H-1800 x W-375mm

Pipe Centres 465mm
BTU $\Delta 50^\circ$ 3746
BTU $\Delta 70^\circ$ 5806

- Anthracite
KMRI180037AS €540.00
- White
KMRI180037WS €540.00

KAMARI - Single Panel
H-1800 x W-565mm

Pipe Centres 655mm
BTU $\Delta 50^\circ$ 5618
BTU $\Delta 70^\circ$ 8708

- Anthracite
KMRI180056AS €816.00
- White
KMRI180056WS €816.00



Image for illustration purposes only



Projection from wall to front: 65mm
Distance from Wall to Pipe Centres: 34mm
Note: Pipe centres for radiators subject to +/- 5mm tolerance.
Note: To convert $\Delta 50^\circ$ output to a $\Delta 30^\circ$ see page 127 for more details.

KAMARI

ALUMINIUM SINGLE PANEL - HORIZONTAL



HORIZONTAL

KAMARI - Single Panel H-600 x W-660mm

Pipe Centres 750mm
BTU Δ50° 2186
BTU Δ70° 3388

- Anthracite
KMRI060066AS €456.00
- White
KMRI060066WS €456.00

KAMARI - Single Panel H-600 x W-1230mm

Pipe Centres 1320mm
BTU Δ50° 4058
BTU Δ70° 6290

- Anthracite
KMRI060123AS €816.00
- White
KMRI060123WS €816.00

KAMARI - Single Panel H-600 x W-850mm

Pipe Centres 940mm
BTU Δ50° 2810
BTU Δ70° 4356

- Anthracite
KMRI060085AS €600.00
- White
KMRI060085WS €600.00

KAMARI - Single Panel H-600 x W-1420mm

Pipe Centres 1510mm
BTU Δ50° 4683
BTU Δ70° 7259

- Anthracite
KMRI060142AS €954.00
- White
KMRI060142WS €954.00

KAMARI - Single Panel H-600 x W-1040mm

Pipe Centres 1130mm
BTU Δ50° 3434
BTU Δ70° 5322

- Anthracite
KMRI060104AS €708.00
- White
KMRI060104WS €708.00



Projection from wall to front: 65mm
Distance from Wall to Pipe Centres: 34mm
Note: Pipe centres for radiators subject to +/- 5mm tolerance.
Note: To convert Δ50° output to a Δ30° see page 127 for more details.

KAMARI

ALUMINIUM
DOUBLE PANEL - VERTICAL

VERTICAL

KAMARI - Double Panel
H-1800 x W-280mm NEW

Pipe Centres 370mm
BTU $\Delta 50^\circ$ 4326
BTU $\Delta 70^\circ$ 6706

● **Anthracite**
KMRI180028AD €690.00

○ **White**
KMRI180028WD €690.00

KAMARI - Double Panel
H-1800 x W-375mm

Pipe Centres 465mm
BTU $\Delta 50^\circ$ 5768
BTU $\Delta 70^\circ$ 8941

● **Anthracite**
KMRI180037AD €864.00

○ **White**
KMRI180037WD €864.00

KAMARI - Double Panel
H-1800 x W-470mm

Pipe Centres 560mm
BTU $\Delta 50^\circ$ 7210
BTU $\Delta 70^\circ$ 11176

● **Anthracite**
KMRI180047AD €1038.00

○ **White**
KMRI180047WD €1038.00

KAMARI - Double Panel
H-1800 x W-565mm

Pipe Centres 655mm
BTU $\Delta 50^\circ$ 8652
BTU $\Delta 70^\circ$ 13410

● **Anthracite**
KMRI180056AD €1200.00

○ **White**
KMRI180056WD €1200.00



Image for illustration purposes only



Projection from wall to front: 86mm
Distance from Wall to Pipe Centres: 55mm
Note: Pipe centres for radiators subject to +/- 5mm tolerance.
Note: To convert $\Delta 50^\circ$ output to a $\Delta 30^\circ$ see page 127 for more details.

KAMARI

ALUMINIUM DOUBLE PANEL - HORIZONTAL



HORIZONTAL

KAMARI - Double Panel H-600 x W-660mm

Pipe Centres 750mm
BTU $\Delta 50^\circ$ 3366
BTU $\Delta 70^\circ$ 5218

- Anthracite
KMRI060066AD €660.00
- White
KMRI060066WD €660.00

KAMARI - Double Panel H-600 x W-850mm

Pipe Centres 940mm
BTU $\Delta 50^\circ$ 4328
BTU $\Delta 70^\circ$ 6708

- Anthracite
KMRI060085AD €852.00
- White
KMRI060085WD €852.00

KAMARI - Double Panel H-600 x W-1040mm

Pipe Centres 1130mm
BTU $\Delta 50^\circ$ 5288
BTU $\Delta 70^\circ$ 8196

- Anthracite
KMRI060104AD €1020.00
- White
KMRI060104WD €1020.00

KAMARI - Double Panel H-600 x W-1230mm

Pipe Centres 1320mm
BTU $\Delta 50^\circ$ 6250
BTU $\Delta 70^\circ$ 9687

- Anthracite
KMRI060123AD €1176.00
- White
KMRI060123WD €1176.00

KAMARI - Double Panel H-600 x W-1420mm

Pipe Centres 1510mm
BTU $\Delta 50^\circ$ 7212
BTU $\Delta 70^\circ$ 11179

- Anthracite
KMRI060142AD €1368.00
- White
KMRI060142WD €1368.00



Projection from wall to front: 86mm
Distance from Wall to Pipe Centres: 55mm
Note: Pipe centres for radiators subject to +/- 5mm tolerance.
Note: To convert $\Delta 50^\circ$ output to a $\Delta 30^\circ$ see page 127 for more details.

HEATED TOWEL RAIL COLLECTION

HILLTOP DESIGNER HD25

A high performing towel warmer to suit any bathroom project. Both straight and curved options available with an impressive selection of colours including; Brushed Brass, Chrome, White, Matt Black and Anthracite.

HILLTOP DESIGNER HD22

Introducing a superior towel warmer crafted with premium 22mm cross bars, designed to enhance any bathroom project with its exceptional performance. Available in both sleek straight and elegant curved designs, this luxurious radiator is finished in high-gloss chrome and offered in a variety of sizes to perfectly complement your space.



Hilltop Designer HD22 Heated Towel Rail
Image for illustration purposes only

HILLTOP DESIGNER HD25

TOWEL BAR RADIATOR

A high performing towel warmer with 25mm cross bars to suit any bathroom project. Both straight and curved options available with an impressive selection of colours including; Brushed Brass, Chrome, White, Matt Black and Anthracite.

CHROME - CURVED

H-800 x W-500mm

Pipe Centres 450mm
BTU $\Delta 50^\circ$ 880
BTU $\Delta 70^\circ$ 1356

● **Chrome**
HD258050CC €161.00

H-800 x W-600mm

Pipe Centres 550mm
BTU $\Delta 50^\circ$ 1010
BTU $\Delta 70^\circ$ 1556

● **Chrome**
HD258060CC €163.00

H-1200 x W-500mm

Pipe Centres 450mm
BTU $\Delta 50^\circ$ 1321
BTU $\Delta 70^\circ$ 2034

● **Chrome**
HD2512050CC €182.00

H-1200 x W-600mm

Pipe Centres 550mm
BTU $\Delta 50^\circ$ 1515
BTU $\Delta 70^\circ$ 2334

● **Chrome**
HD2512060CC €192.00

H-1600 x W-500mm

Pipe Centres 450mm
BTU $\Delta 50^\circ$ 1722
BTU $\Delta 70^\circ$ 2652

● **Chrome**
HD2516050CC €255.00

H-1600 x W-600mm

Pipe Centres 550mm
BTU $\Delta 50^\circ$ 1972
BTU $\Delta 70^\circ$ 3037

● **Chrome**
HD2516060CC €265.00

H-1800 x W-500mm

Pipe Centres 450mm
BTU $\Delta 50^\circ$ 1962
BTU $\Delta 70^\circ$ 3021

● **Chrome**
HD2518050CC €288.00

H-1800 x W-600mm

Pipe Centres 550mm
BTU $\Delta 50^\circ$ 2249
BTU $\Delta 70^\circ$ 3463

● **Chrome**
HD2518060CC €294.00



Projection from wall to front: 85-115mm (+/- 5mm)
Distance from Wall to Pipe Centres: 58-85mm (+/- 5mm)
Note: These radiators are Dual Fuel Compatible see page 116 for more details.
To convert $\Delta 50^\circ$ output to a $\Delta 30^\circ$ see page 127 for more details.

HILLTOP DESIGNER HD25

TOWEL BAR RADIATOR

A high performing towel warmer with 25mm cross bars to suit any bathroom project. Both straight and curved options available with an impressive selection of colours including; Brushed Brass, Chrome, White, Matt Black and Anthracite.



Flat Chrome Radiator

CHROME - FLAT

H-600 x W-300mm

Pipe Centres 250mm
BTU Δ50° 439
BTU Δ70° 680

● **Chrome**
HD2560300CF **€150.00**

H-800 x W-400mm

Pipe Centres 350mm
BTU Δ50° 668
BTU Δ70° 1035

● **Chrome**
HD2580400CF **€155.00**

H-800 x W-500mm

Pipe Centres 450mm
BTU Δ50° 880
BTU Δ70° 1356

● **Chrome**
HD258050FC **€157.00**

H-800 x W-600mm

Pipe Centres 550mm
BTU Δ50° 1010
BTU Δ70° 1556

● **Chrome**
HD258060FC **€159.00**

H-800 x W-750mm

Pipe Centres 700mm
BTU Δ50° 990
BTU Δ70° 1534

● **Chrome**
HD2580750CF **€165.00**

H-1000 x W-400mm

Pipe Centres 350mm
BTU Δ50° 973
BTU Δ70° 1508

● **Chrome**
HD2510400CF **€168.00**

H-1000 x W-500mm

Pipe Centres 400mm
BTU Δ50° 1110
BTU Δ70° 1721

● **Chrome**
HD2510050FC **€175.00**

H-1000 x W-600mm

Pipe Centres 550mm
BTU Δ50° 1200
BTU Δ70° 1860

● **Chrome**
HD2510060FC **€180.00**

H-1200 x W-300mm

Pipe Centres 250mm
BTU Δ50° 928
BTU Δ70° 1438

● **Chrome**
HD2512300CF **€175.00**

H-1200 x W-400mm

Pipe Centres 350mm
BTU Δ50° 1277
BTU Δ70° 1980

● **Chrome**
HD2512040FC **€180.00**

H-1200 x W-450mm

Pipe Centres 350mm
BTU Δ50° 1343
BTU Δ70° 2082

● **Chrome**
HD2512450CF **€175.00**

H-1200 x W-500mm

Pipe Centres 450mm
BTU Δ50° 1321
BTU Δ70° 2034

● **Chrome**
HD2512050FC **€180.00**

H-1200 x W-600mm

Pipe Centres 550mm
BTU Δ50° 1515
BTU Δ70° 2334

● **Chrome**
HD2512060FC **€188.00**

H-1200 x W-750mm

Pipe Centres 700mm
BTU Δ50° 1658
BTU Δ70° 2570

● **Chrome**
HD2512750CF **€200.00**

H-1400 x W-500mm

Pipe Centres 450mm
BTU Δ50° 1606
BTU Δ70° 2489

● **Chrome**
HD2514500CF **€215.00**

H-1400 x W-600mm

Pipe Centres 550mm
BTU Δ50° 1775
BTU Δ70° 2752

● **Chrome**
HD2514600CF **€220.00**

H-1600 x W-300mm

Pipe Centres 250mm
BTU Δ50° 1279
BTU Δ70° 1982

● **Chrome**
HD2516300CF **€240.00**

H-1600 x W-450mm

Pipe Centres 400mm
BTU Δ50° 1677
BTU Δ70° 2600

● **Chrome**
HD2516450CF **€240.00**

H-1600 x W-500mm

Pipe Centres 450mm
BTU Δ50° 1722
BTU Δ70° 2652

● **Chrome**
HD2516050FC **€245.00**

H-1600 x W-600mm

Pipe Centres 550mm
BTU Δ50° 1972
BTU Δ70° 3037

● **Chrome**
HD2516060FC **€258.00**

H-1800 x W-400mm

Pipe Centres 350mm
BTU Δ50° 1748
BTU Δ70° 2710

● **Chrome**
HD2518400CF **€280.00**

H-1800 x W-500mm

Pipe Centres 450mm
BTU Δ50° 1962
BTU Δ70° 3021

● **Chrome**
HD2518050FC **€282.00**

H-1800 x W-600mm

Pipe Centres 550mm
BTU Δ50° 2249
BTU Δ70° 3463

● **Chrome**
HD2518060FC **€288.00**

H-1800 x W-750mm

Pipe Centres 700mm
BTU Δ50° 2485
BTU Δ70° 3852

● **Chrome**
HD2518750CF **€300.00**



Flat Chrome Radiator

Images for illustration purposes only



Projection from wall to front: 65-85mm (+/- 5mm)
Distance from Wall to Pipe Centres: 85-105mm (+/- 5mm)
Note: These radiators are Dual Fuel Compatible see page 120 for more details.
To convert Δ50° output to a Δ30° see page 131 for more details.

HILLTOP DESIGNER HD25

TOWEL BAR RADIATOR
BRUSHED BRASS - FLAT

ANTHRACITE & MATT BLACK - FLAT



Images for illustration purposes only

H-800 x W-500mm
Pipe Centres 450mm
BTU $\Delta 50^\circ$ 1279
BTU $\Delta 70^\circ$ 1969

● **Brushed Brass**
HD258050FBB €289.00

H-1200 x W-500mm
Pipe Centres 450mm
BTU $\Delta 50^\circ$ 1596
BTU $\Delta 70^\circ$ 2458

● **Brushed Brass**
HD2512050FBB €399.00

H-1800 x W-500mm
Pipe Centres 450mm
BTU $\Delta 50^\circ$ 2800
BTU $\Delta 70^\circ$ 4311

● **Brushed Brass**
HD2518050FBB €609.00

H-800 x W-400mm
Pipe Centres 350mm
BTU $\Delta 50^\circ$ 975
BTU $\Delta 70^\circ$ 1511

● **Anthracite**
HD2580400AF €130.00

● **Matt Black**
HD2580400BF €126.00

H-1200 x W-400mm
Pipe Centres 350mm
BTU $\Delta 50^\circ$ 1865
BTU $\Delta 70^\circ$ 2890

● **Anthracite**
HD2512040FAN €175.00

● **Matt Black**
HD2512400BF €175.00

H-1800 x W-400mm
Pipe Centres 350mm
BTU $\Delta 50^\circ$ 2570
BTU $\Delta 70^\circ$ 3983

● **Anthracite**
HD2518400AF €210.00

● **Matt Black**
HD2518400BF €210.00

H-800 x W-500mm
Pipe Centres 450mm
BTU $\Delta 50^\circ$ 1338
BTU $\Delta 70^\circ$ 2061

● **Anthracite**
HD258050FA €132.00

● **Matt Black**
HD258050FMB €132.00

H-1200 x W-500mm
Pipe Centres 450mm
BTU $\Delta 50^\circ$ 2008
BTU $\Delta 70^\circ$ 3092

● **Anthracite**
HD2512050FA €178.00

● **Matt Black**
HD2512050FMB €178.00

H-1800 x W-500mm
Pipe Centres 450mm
BTU $\Delta 50^\circ$ 2982
BTU $\Delta 70^\circ$ 4592

● **Anthracite**
HD2518050FA €216.00

● **Matt Black**
HD2518050FMB €216.00

H-800 x W-600mm
Pipe Centres 550mm
BTU $\Delta 50^\circ$ 1536
BTU $\Delta 70^\circ$ 2365

● **Anthracite**
HD258060FA €138.00

● **Matt Black**
HD258060FMB €138.00

H-1200 x W-600mm
Pipe Centres 550mm
BTU $\Delta 50^\circ$ 2303
BTU $\Delta 70^\circ$ 3547

● **Anthracite**
HD2512060FA €185.00

● **Matt Black**
HD2512060FMB €185.00

H-1800 x W-600mm
Pipe Centres 550mm
BTU $\Delta 50^\circ$ 3418
BTU $\Delta 70^\circ$ 5264

● **Anthracite**
HD2518060FA €222.00

● **Matt Black**
HD2518060FMB €222.00



Projection from wall to front: 90mm (+/- 5mm)
Distance from Wall to Pipe Centres: 75mm (+/- 5mm)
Note: These radiators are Dual Fuel Compatible see page 116 for more details.
To convert $\Delta 50^\circ$ output to a $\Delta 30^\circ$ see page 127 for more details.



Projection from wall to front: 85-105mm
Distance from Wall to Pipe Centres: 65-85mm
Note: These radiators are Dual Fuel Compatible see page 116 for more details.
To convert $\Delta 50^\circ$ output to a $\Delta 30^\circ$ see page 127 for more details.

HILLTOP DESIGNER HD25

**RAL COLOUR
FINISH
AVAILABLE**
See page 32 for details

TOWEL BAR RADIATOR

WHITE & BESPOKE COLOUR FINISH - FLAT



Image for illustration purposes only

H-800 x W-500mm

Pipe Centres 450mm
BTU Δ50° 1170
BTU Δ70° 1814

White
HD2518500WF €115.00

H-1200 x W-500mm

Pipe Centres 450mm
BTU Δ50° 2008
BTU Δ70° 3092

White
HD2512050FW €128.00
 Bespoke Colour Finish
HD2512050FRAL €380.00

H-1800 x W-500mm

Pipe Centres 450mm
BTU Δ50° 2982
BTU Δ70° 4592

White
HD2518050FW €186.00
 Bespoke Colour Finish
HD2518050FRAL €522.00

H-1200 x W-600mm

Pipe Centres 550mm
BTU Δ50° 2303
BTU Δ70° 3547

White
HD2512060FW €133.00
 Bespoke Colour Finish
HD2512060FRAL €395.00

H-1800 x W-600mm

Pipe Centres 550mm
BTU Δ50° 3418
BTU Δ70° 5264

White
HD2518060FW €202.00
 Bespoke Colour Finish
HD2518060FRAL €538.60



Image for illustration purposes only



Projection from wall to front: 85-105mm (+/- 5mm)
Distance from Wall to Pipe Centres: 65-85mm (+/- 5mm)
Note: These radiators are Dual Fuel Compatible see page 116 for more details.
To convert Δ50° output to a Δ30° see page 127 for more details.

HILLTOP DESIGNER HD22

TOWEL BAR RADIATOR

Introducing a superior towel warmer crafted with premium 22mm cross bars, designed to enhance any bathroom project with its exceptional performance. Available in both sleek straight and elegant curved designs, this luxurious radiator is finished in high-gloss chrome and offered in a variety of sizes to perfectly complement your space.



Curved Chrome Radiator

CHROME - CURVED

H-800 x W-500mm NEW
Pipe Centres 450mm
BTU Δ50° 846
BTU Δ70° 1302

● **Chrome**
HD228050CC **€112.00**

H-800 x W-600mm NEW
Pipe Centres 550mm
BTU Δ50° 980
BTU Δ70° 1509

● **Chrome**
HD228060CC **€125.00**

H-1200 x W-500mm NEW
Pipe Centres 450mm
BTU Δ50° 1227
BTU Δ70° 1890

● **Chrome**
HD2212050CC **€143.00**

H-1200 x W-600mm NEW
Pipe Centres 550mm
BTU Δ50° 1420
BTU Δ70° 2186

● **Chrome**
HD2212060CC **€149.00**

H-1800 x W-500mm NEW
Pipe Centres 450mm
BTU Δ50° 1842
BTU Δ70° 2836

● **Chrome**
HD2218050CC **€249.00**

H-1800 x W-600mm NEW
Pipe Centres 550mm
BTU Δ50° 2129
BTU Δ70° 3279

● **Chrome**
HD2218060CC **€266.00**



Curved Chrome Radiator

Images for illustration purposes only

NEW
PRODUCT

HILLTOP DESIGNER HD22 - CURVED



Projection from wall to front: 103-123mm (+/- 5mm)
Distance from Wall to Pipe Centres: 65-83mm (+/- 5mm)
Note: These radiators are Dual Fuel Compatible see page 116 for more details.
To convert Δ50° output to a Δ30° see page 127 for more details.

HILLTOP DESIGNER HD22

TOWEL BAR RADIATOR

A high performing towel warmer with 22mm cross bars to suit any bathroom project. Both straight and curved options available with an impressive selection of colours including; Brushed Brass, Chrome, White, Matt Black and Anthracite.



Flat Chrome Radiator

CHROME - FLAT

H-800 x W-500mm NEW

Pipe Centres 450mm
BTU $\Delta 50^\circ$ 840
BTU $\Delta 70^\circ$ 1294

● **Chrome**
HD228050FC **€109.00**

H-800 x W-600mm NEW

Pipe Centres 550mm
BTU $\Delta 50^\circ$ 974
BTU $\Delta 70^\circ$ 1501

● **Chrome**
HD228060FC **€121.00**

H-1200 x W-500mm NEW

Pipe Centres 450mm
BTU $\Delta 50^\circ$ 1220
BTU $\Delta 70^\circ$ 1879

● **Chrome**
HD2212050FC **€139.00**

H-1200 x W-600mm NEW

Pipe Centres 550mm
BTU $\Delta 50^\circ$ 1412
BTU $\Delta 70^\circ$ 2174

● **Chrome**
HD2212060FC **€145.00**

H-1800 x W-500mm NEW

Pipe Centres 450mm
BTU $\Delta 50^\circ$ 1830
BTU $\Delta 70^\circ$ 2818

● **Chrome**
HD2218050FC **€242.00**

H-1800 x W-600mm NEW

Pipe Centres 550mm
BTU $\Delta 50^\circ$ 2118
BTU $\Delta 70^\circ$ 3261

● **Chrome**
HD2218060FC **€254.00**



Flat Chrome Radiator

Images for illustration purposes only

NEW
PRODUCT

HILLTOP DESIGNER HD22 - FLAT

HILLTOP DESIGNER HD22 - FLAT



Projection from wall to front: 90-105mm (+/- 5mm)
Distance from Wall to Pipe Centres: 75-90mm (+/- 5mm)
Note: These radiators are Dual Fuel Compatible see page 116 for more details.
To convert $\Delta 50^\circ$ output to a $\Delta 30^\circ$ see page 127 for more details.

ELEMENTS
+ VALVES



CHELSEA - TRV Thermostatic
Angled Radiator Valve in Antique Brass finish

STANDARD + DIGITAL ELEMENTS

Standard electric elements are available in 150w, 300w, 600w & 800w variants.

Elements | Fixed temperature

Standard heating elements to convert new or existing towel radiators to electric or dual fuel installations. Our selection of power outputs cover most sizes of towel rails.

Size	Standard Element	Thermostatic Element
800 x 500mm	250w	300w
800 x 600mm	250w	300w
1200 x 500mm	400w	600w
1200 x 600mm	400w	600w
1800 x 500mm	600w	900w
1800 x 600mm	600w	900w

Code	Description	Price
STHE150W	Standard Heating Element - Chrome 150 Watt	€165.00
STHE250W	Standard Heating Element - Chrome 250 Watt	€165.00
STHE300W	Standard Heating Element - Chrome 300 Watt	€165.00
STHE400W	Standard Heating Element - Chrome 400 Watt	€165.00
STHE600W	Standard Heating Element - Chrome 600 Watt	€165.00
STHE800W	Standard Heating Element - Chrome 800 Watt	€165.00

Standard Heating Element Chrome



Image for illustration purposes only

THERMOSTATIC ELEMENTS

FUNCTIONALITY

The heater offers five temperature settings from 30 °C to 65 °C. An electronic temperature sensor ensures precise temperature control. The device displays the temperature to which it is currently set, and indicates the status of the heating cycle. Comes with 2 hour boost, 12/24 hour recurring timer.

SAFETY

The heater has an active safety feature which initiates in the event of dry radiator operation.

The heating element is equipped with a temperature sensor and thermal fuse (double overheating protection) and offers frost protection (anti-freeze). The heater will display warning indicators in the case of malfunction.

Code	Description	Price
TMSHEC300W	Thermostatic Heating Element - Chrome 300 Watt	€230.00
TMSHEC600W	Thermostatic Heating Element - Chrome 600 Watt	€230.00
TMSHEC900W	Thermostatic Heating Element - Chrome 900 Watt	€230.00
TMSHEW300W	Thermostatic Heating Element - White 300 Watt	€230.00
TMSHEW600W	Thermostatic Heating Element - White 600 Watt	€230.00
TMSHEW900W	Thermostatic Heating Element - White 900 Watt	€230.00
TMSHEBB500W	Thermostatic Heating Element - Brushed Brass 500 Watt <small>NEW</small>	€255.00
TMSHEMB300W	Thermostatic Heating Element - Matt Black 300 Watt <small>NEW</small>	€230.00
TMSHEMB600W	Thermostatic Heating Element - Matt Black 600 Watt <small>NEW</small>	€230.00
TMSHEA300W	Thermostatic Heating Element - Anthracite 300 Watt <small>NEW</small>	€230.00
TMSHEA600W	Thermostatic Heating Element - Anthracite 600 Watt <small>NEW</small>	€230.00
TMSHECB300W	Thermostatic Heating Element - Carbon RAL7012 300 Watt <small>NEW</small>	€230.00
TMSHECB600W	Thermostatic Heating Element - Carbon RAL7012 600 Watt <small>NEW</small>	€255.00
TCTMHEC300W	Touch Thermostatic Heating Element - Chrome 300 Watt <small>NEW</small>	€255.00
TCTMHEC600W	Touch Thermostatic Heating Element - Chrome 600 Watt <small>NEW</small>	€255.00
TCTMHEC900W	Touch Thermostatic Heating Element - Chrome 900 Watt <small>NEW</small>	€255.00
TCTMHEA300W	Touch Thermostatic Heating Element - Anthracite 300 Watt <small>NEW</small>	€255.00
TCTMHEA600W	Touch Thermostatic Heating Element - Anthracite 600 Watt <small>NEW</small>	€255.00
TCTMHEA900W	Touch Thermostatic Heating Element - Anthracite 900 Watt <small>NEW</small>	€255.00



DUAL FUEL CONVERSION KITS

A huge leap in both design and shape being able to offer our Manual and TRV Dual fuel valves convert existing central heating towel radiators to dual fuel, without modifying pipe work and pipe centres.

Hilltop Designer HD25, Belieza and Calida towel rails are dual fuel compatible. A dual fuel radiator is connected to both your central heating system and your electrics with the addition of an electrical heating element and a T-piece. This means that your radiator can be heated either by the central heating system, or electrically via the heating element.

Recommended Hilltop Designer HD25, Belieza and Calida Element fitting size guide for Dual Fuel is as follows;

Code	Description	Price
DFTPC	Dual Fuel T-Piece - Chrome	€19.50
DFTPA	Dual Fuel T-Piece - Anthracite	€19.50
DFTPCB	Dual Fuel T-Piece - Carbon	€19.50
DFTPW	Dual Fuel T-Piece - White	€19.50
DFTPB	Dual Fuel T-Piece - Black	€19.50
DFTPBB	Dual Fuel T-Piece - Brushed Brass	€19.50
DFTPCBZ	Dual Fuel T-Piece - Country Bronze <small>NEW</small>	€19.50

Dual Fuel T-Piece
Available in Chrome, Anthracite, White, Black, Carbon, Brushed Brass and Country Bronze



VALVES

Hilltop's range of manual valves offered in straight, angled and corner variants. Also available in round, square and crosshead valves. Supplied in pairs throughout.



VALVES

ROUND VALVES



AMIE
Angled Radiator Valve

● **Chrome**
AMAGRVC €29.00



AMIE
Straight Radiator Valve

● **Chrome**
AMSTRVC €29.00



NORMA - Standard
Corner Radiator Valve

● **Chrome**
NRMSCRC €40.00



AMIE
Angled Radiator Valve

● **Anthracite**
AMAGRVA €36.00



AMIE
Straight Radiator Valve

● **Anthracite**
AMSTRVA €36.00



NORMA - Standard
Corner Radiator Valve

● **Anthracite**
NRMSCRA €48.00



AMIE
Angled Radiator Valve

● **Carbon**
AMAGRVCB €36.00



AMIE
Straight Radiator Valve

● **Carbon**
AMASTRVCB €36.00



NORMA - Standard
Corner Radiator Valve

● **Carbon**
NRMSCRCB €48.00



AMIE
Angled Radiator Valve

● **Black**
AMAGRVB €36.00



AMIE
Straight Radiator Valve

● **Black**
AMSTRVB €36.00



NORMA - Standard
Corner Radiator Valve

● **Black**
NRMSCRB €48.00



AMIE
Angled Radiator Valve

● **Brushed Brass**
AMAGRBB €60.00



AMIE
Straight Radiator Valve

● **Brushed Brass**
AMASTRBB €60.00



NORMA - Standard
Corner Radiator Valve

● **Brushed Brass**
NRMSCRBB €65.00



AMIE
Angled Radiator Valve NEW

● **Gunmetal Grey**
AMAGRGG €60.00



AMIE
Straight Radiator Valve NEW

● **Gunmetal Grey**
AMSTRGG €60.00



NORMA - Standard
Corner Radiator Valve NEW

● **Gunmetal Grey**
NRMSCRGG €65.00



AMIE
Angled Radiator Valve

○ **White**
AMAGRWW €36.00



AMIE
Straight Radiator Valve

○ **White**
AMSTRWW €36.00



NORMA - Standard
Corner Radiator Valve

○ **White**
NRMSCRW €48.00



AMIE
Angled Radiator Valve NEW

● **Country Bronze**
AMAGRVCBZ €60.00



AMIE
Straight Radiator Valve NEW

● **Country Bronze**
AMSTRVCBZ €60.00

VALVES

NEW
PRODUCT

SQUARE VALVES



AMIE
Angled Radiator Valve **NEW**
● Chrome
AMAGSVC €29.00



AMIE
Straight Radiator Valve **NEW**
● Chrome
AMSTSVC €29.00



NORMA - Standard
Corner Radiator Valve **NEW**
● Chrome
NRMSCSC €40.00



AMIE
Angled Radiator Valve **NEW**
● Anthracite
AMAGSVA €36.00



AMIE
Straight Radiator Valve **NEW**
● Anthracite
AMSTSVA €36.00



NORMA - Standard
Corner Radiator Valve **NEW**
● Anthracite
NRMSCSA €48.00



AMIE
Angled Radiator Valve **NEW**
● Carbon
AMAGSVCB €36.00



AMIE
Straight Radiator Valve **NEW**
● Carbon
AMASTVCB €36.00



NORMA - Standard
Corner Radiator Valve **NEW**
● Carbon
NRMSCSCB €48.00



AMIE
Angled Radiator Valve **NEW**
● Black
AMAGSVB €36.00



AMIE
Straight Radiator Valve **NEW**
● Black
AMSTSVB €36.00



NORMA - Standard
Corner Radiator Valve **NEW**
● Black
NRMSCSB €48.00



AMIE
Angled Radiator Valve **NEW**
○ White
AMAGSVW €36.00



AMIE
Straight Radiator Valve **NEW**
○ White
AMSTSVW €36.00



NORMA - Standard
Corner Radiator Valve **NEW**
○ White
NRMSCSW €48.00

VALVES

VALVES

VALVES

THERMOSTATIC VALVES

A wide range of modern and traditional TRV valves in popular colours and finishes to suit every style of radiator. Each range is offered in straight, angled and corner variants.

Thermostatic valves are typically used for regulating the fluid of the radiators of central heating systems. They are provided with a regulating element which automatically controls the opening of the valve to keep the ambient temperature of the room where they are installed constant at the set valve.

The number in the valve corresponds to a specific air temperature. Once you have selected a number, thermostatic valve will maintain the temperature. This prevents unwanted temperature rises and achieves considerable energy saving.

- Thermostatic head and reversible bi-directional body
- Built in sensor with liquid element
- Graduated scale from 0 to 5 corresponding to temperature setting ranges from 7°C to 28°C with frost protection setting
- Fully tested to 10 bar
- Max pressure difference: 0.8bar
- Nominal flow rate 173 kgs/h
- Max flow temperature 120°C
- Can be mounted horizontally or vertically

0	1	2	3	4	5
7°C	11-13°C	15-17°C	19-21°C	23-25°C	27-29°C



VENTO - TRV Thermostatic
Angled Radiator Valve NEW

● **Country Bronze**
VTTSAGRVCBZ €90.00



VENTO - TRV Thermostatic
Angled Radiator Valve

● **Carbon**
VTTSAGRVCB €60.00



VENTO - TRV Thermostatic
Straight Radiator Valve

● **Carbon**
VTTSSTRVCB €60.00



VENTO - TRV Thermostatic
Corner Radiator Valve

● **Carbon**
VTTSRRVCB €60.00



VENTO - TRV Thermostatic
Angled Radiator Valve

● **Black**
VTTSAGRVB €60.00



VENTO - TRV Thermostatic
Straight Radiator Valve

● **Black**
VTTSSTRVB €60.00



VENTO - TRV Thermostatic
Corner Radiator Valve

● **Black**
VTTSRRVB €60.00



VENTO - TRV Thermostatic
Angled Radiator Valve

● **Chrome**
VTTSAGRVC €60.00



VENTO - TRV Thermostatic
Straight Radiator Valve

● **Chrome**
VTTSSTRVC €60.00



VENTO - TRV Thermostatic
Corner Radiator Valve

● **Chrome**
VTTSRRVC €60.00



VENTO - TRV Thermostatic
Angled Radiator Valve

● **Anthracite**
VTTSAGRVA €60.00



VENTO - TRV Thermostatic
Straight Radiator Valve

● **Anthracite**
VTTSSTRVA €60.00



VENTO - TRV Thermostatic
Corner Radiator Valve

● **Anthracite**
VTTSRRVA €60.00



VENTO - TRV Thermostatic
Angled Radiator Valve NEW

● **Brushed Brass**
VTTSAGRBB €90.00



VENTO - TRV Thermostatic
Straight Radiator Valve NEW

● **Brushed Brass**
VTTSSTRBB €90.00



VENTO - TRV Thermostatic
Corner Radiator Valve NEW

● **Brushed Brass**
VTTSRRBB €90.00

NEW
PRODUCT

VALVES

TRADITIONAL VALVES



CHELSEA - TRV Thermostatic Angled Radiator Valve NEW

- Chrome

CHAGRVCH €120.00



CHELSEA - TRV Thermostatic Angled Radiator Valve NEW

- Antique Copper

CHAGRVAC €120.00



CHELSEA - TRV Thermostatic Angled Radiator Valve NEW

- Satin Nickel

CHAGRVSN €120.00



CHELSEA - TRV Thermostatic Angled Radiator Valve NEW

- Black Nickel

CHAGRVBN €120.00



CHELSEA - TRV Thermostatic Angled Radiator Valve NEW

- Pewter

CHAGRVPW €108.00



CHELSEA - TRV Thermostatic Angled Radiator Valve NEW

- Antique Brass

CHAGRVAB €120.00



CHELSEA - TRV Thermostatic Angled Radiator Valve NEW

- Polished Brass

CHAGRVPB €120.00



CHELSEA - TRV Thermostatic Angled Radiator Valve NEW

- Brushed Brass

CHAGRVBB €120.00



CHELSEA - Black Handle for Valve NEW

- Chrome

CHBHCH €18.00

CHELSEA - Black Handle for Valve NEW

- Antique Copper

CHBHAC €18.00

CHELSEA - Black Handle for Valve NEW

- Satin Nickel

CHBHSN €18.00

CHELSEA - Black Handle for Valve NEW

- Black Nickel

CHBHCH €18.00

CHELSEA - Black Handle for Valve NEW

- Antique Brass

CHBHAB €18.00

CHELSEA - Black Handle for Valve NEW

- Polished Brass

CHBHPB €18.00

CHELSEA - Black Handle for Valve NEW


- Pewter

CHBHPW €18.00

CHELSEA - Black Handle for Valve NEW

- Brushed Brass

CHBHBB €18.00



CHELSEA - TRV Thermostatic Angled Radiator Valve in Satin Nickel finish

NEW PRODUCT

VALVES

VALVES + SLEEVING KITS

TRADITIONAL VALVES



Clasico
Angled Radiator Valve

CLSATV €48.00



Clasico
Straight Radiator Valve

CLSSTV €48.00



Daisy
Angled Radiator Valve

LRV156 €45.00



Daisy
Straight Radiator Valve

LRV157 €45.00

SLEEVING KITS

Sleeving Pipe Kits are available in several finishes and colours to compliment any style of radiator installation.

Our 18mm Pipe Sleeve Sets shown below contain 2x 18mm x 180mm pipes and 2 shrouds to provide a professional finish to both valves and radiators, giving the complete finish.



SLEEVING KIT (130x18mm)

● **Chrome**
SLEKITC €30.00



SLEEVING KIT (130x18mm)

● **Anthracite**
SLEKITA €30.00



SLEEVING KIT (130x18mm)

● **Carbon**
SLEKITCB €30.00



SLEEVING KIT (130x18mm)

● **Black**
SLEKITB €30.00



SLEEVING KIT (130x18mm)

● **Brushed Brass**
SLEKITBB €30.00



SLEEVING KIT (130x18mm) NEW

● **Gunmetal Grey**
SLEKITGG €30.00



SLEEVING KIT (130x18mm) NEW

● **Country Bronze**
SLEKITCBZ €30.00

DELTA T CONVERSION

WHAT IS DELTA T?

Delta T, or ΔT , specifically relates to the difference in temperature between the water circulating in the central heating system and that of the ambient or room temperature. If the ambient or room temperature is 20°C and the mean water temperature inside the radiators is 70°C, the Delta T or ΔT value is calculated as 70°C - 20°C = 50°C.

Delta T 50° is the UK standard for all domestic gas boilers and is set to allow professionals, end-users and consumers alike, to make a fair and reasonable comparison of hydronic radiator and towel rail outputs from various suppliers and across a mix of product types.

DELTA T CORRECTION FACTORS - DELTA T 50°

A Delta T correction factor allows end-users and professionals to find out the actual output of a radiator or towel rail in the range of Delta T variations, the above calculator has been designed to efficiently calculate this based on input at Delta T 50°, alternatively, you can use the listed correction factors below, also based on Delta T 50°.

Example: Assuming a radiator or towel rail has a heat output of 1000 BTUs at ΔT (Delta T) = 50°. At ΔT (Delta T) = 30°, the output would be 1000 x 0.51 (from the table above) equating to 510 BTUs. Alternatively, at ΔT (delta T) = 40°, the output would be 1000 x 0.75 equating to 750 BTUs.

Delta T	Correction Factors
75°	1.69
70°	1.54
65°	1.41
60°	1.28
55°	1.154
50°	1
45°	0.895
40°	0.767
35°	0.657
30°	0.543
25°	0.433
20°	0.328
15°	0.229
10°	0.12
5°	0.05



TERMS + CONDITIONS

TERMS & CONDITIONS


For a full list of terms and conditions please contact us directly. Please note, all measurements are in millimetres and together with photographs and technical drawings are for guidance only. Colours may vary. Images shown are for guidance only. We reserve the right to change specification without prior notice. Please note due to manufacturing tolerances pipe centres on radiators and towel warmers may vary by +/- 10mm, we recommend that pipe work is not altered until your towel rail / radiator is on site.

COMPATIBILITY

Whilst the majority of Hilltop Designer Radiators' products are compatible, care should be taken on product selection prior to ordering to avoid installation issues. Technical drawings are available on request.

ERRORS & OMISSIONS

In the interest of continuous development of products, Hilltop Designer Radiators reserve the right to change colour, designs and product specifications without prior notice.



APPENDIX

Belieza	78	Kamari - Single Panel Vertical	90
Calida	82	Knightsbridge - Traditional Radiator	52
Cleo	84	Kolom - 2 Column Horizontal	44
Consol - Double Panel Horizontal	68	Kolom - 2 Column Vertical	42
Consol - Double Panel Vertical	66	Kolom - 3 Column Horizontal	48
Consol - Single Panel Horizontal	64	Kolom - 3 Column Vertical	46
Consol - Single Panel Vertical	62	Kolom - 4 Column Horizontal	50
Delgada - Traditional Radiator	53	Kolom - Black 3 Column Horizontal	40
Delta T Conversion	127	Kolom - Black 3 Column Vertical	38
Dual Fuel Conversion Kits	116	Kolom - Raw Metal 3 Column Horizontal	36
Elegante - Traditional Radiator	53	Kolom - Raw Metal 3 Column Vertical	34
Florence - Traditional Radiator	52	Ovale - Double Panel Horizontal	76
Foundry Collection - 3 Column Horizontal	24	Ovale - Double Panel Vertical	74
Foundry Collection - 3 Column Vertical	26	Ovale - Single Panel Horizontal	72
Foundry Collection - 4 Column Horizontal	28	Ovale - Single Panel Vertical	70
HD22 Towel Bar - Curved	108	Raiden - Double Panel Vertical	88
HD22 Towel Bar - Flat	110	Rond - Horizontal	56
HD25 Towel Bar - Anthracite & Matt Black Flat	105	Rond - Vertical	54
HD25 Towel Bar - Brushed Brass Flat	104	Round Valves	118
HD25 Towel Bar - Curved	100	Sleeving Kits	126
HD25 Towel Bar - Flat	102	Square Valves	120
HD25 Towel Bar - White and Bespoke Colour Flat	106	Standard + Digital Elements	114
Kalora - Double Panel Vertical	60	Thermostatic Elements	115
Kalora - Single Panel Vertical	58	Thermostatic Valves	122
Kamari - Double Panel Horizontal	96	Traditional Thermostatic Valves	124
Kamari - Double Panel Vertical	94	Traditional Valves	126
Kamari - Single Panel Horizontal	92		



THE HEAT
IS ON

Hilltop Designer Radiators Limited

5 Agharan Road Newmills,
Dungannon, County Tyrone BT71 4HF

Telephone: 028 8774 0553

Email: sales@hilltopdr.co.uk

www.hilltopdr.co.uk

Part of the **Sanbra Group**